

EFFECT OF SUPPLEMENTARY
FEEDING OF GOLDEN SNAIL
FLOUR (POMACEA ANALICULA)
WITH DIFFERENT DOSES OF
COMMERCIAL FEED ON
MILKFISH (CHANOS CHANOS)
AT RANDUSANGA WETAN
BREBES REGENCY CENTRAL OF

Submission date: 08-May-2023 10:48AM (UTC+0700)

Submission ID: 2087112636

File name: 1249-Article Text-3383-1-10-20230316.pdf (302.94K)

Word count: 5560 *by* Narto1, Suyono2, Putri Korinur Angeli3

Character count: 27413

JAVA

EFFECT OF SUPPLEMENTARY FEEDING OF GOLDEN SNAIL FLOUR (*POMACEA ANALICULA*) WITH DIFFERENT DOSES OF COMMERCIAL FEED ON MILKFISH (*CHANOS CHANOS*) AT RANDUSANGA WETAN BREBES REGENCY CENTRAL OF JAVA

Narto¹, Suyono², Putri Korinur Angeli³

^{1,2,3} Aquaculture Department, Faculty of Fisheries and Marine Science, Pancasakti University, Tegal.

Email : narto.fpik@gmail.com

Abstract

Article Info

Received : 17/11/22

Revised : 15/12/22

Accepted: 28/12/22

Milkfish (*Chanos chanos*) are plant eaters such as moss, klekap, and plankton (both vegetable and animal). This fish is also one of the economically important types of fish because it is widely consumed by the people of Southeast Asia, especially in Indonesia. Gold snail is an additional alternative material for animal protein source and can reduce or replace fish meal in feed formulations. This study aimed to determine the effect of adding gold snail flour to commercial feeds on the growth of milkfish fry and the best dose of gold snail flour in culling milkfish. The method used in this study is an experimental method with a completely randomized design (CRD). Consisting of 3 treatments and 1 control with 3 replications. treatment A: 100% golden snail flour, treatment B: 75% commercial feed + 25% gold snail flour, treatment C: 50% commercial feed + 50% gold snail flour, control: 100% commercial feed. The study's results showed that adding gold snail flour to commercial feed had a very significant effect on absolute individual weight with, absolute length growth and food conversion ratio and had no significant effect on daily growth rate and relative growth rate. The best treatment was treatment B (75% coercive feed + golden snail flour 25%).

Keywords : milkfish (*Chanos chanos*), golden snail flour (*Pomacea analicula*) commercial feed, Randusanga Wetan, Brebes

25

1. INTRODUCTION

Whitefish (*Chanos Chanos*) is one of the brackish water commodities that has the potential to be cultivated, due to the high market demand, relatively stable prices and easy maintenance. In addition to having a high economic value, whitefish is a source of animal protein with a protein content of 24.18% and fat of 0.85% (Hafiludin, 2015).

Milkfish (*Chanos chanos*) is one type of economically important fish because the people of Southeast Asia widely consume it, especially in Indonesia (Fadlon et al., 2018) and is one of the sources of animal protein for the community because it has a good taste of meat at an affordable price with nutritional content such as omega-3 fatty acids in the form of EPA, ERA, and DHA (Kusumawati et al., 2017).

Milkfish farming in Indonesia mostly applies traditional technology and a small part of it has applied semi-intensive technology (Zamroni et al., 2015). Whitefish include eaters of vegetation such as moss, klekap, and plankton (vegetable and animal). In the cultivation of whitefish is now used artificial fish food (pellets).

The total milkfish production in 2017 was around 700,894 tons; in 2018 and increased to 873,601 tons (Ministry of Marine Affairs and Fisheries, 2019). The demand for whitefish is always increasing, both for local consumption, bait fish for the tuna fishing industry, and export markets. The need for whitefish for export.

1

One important influencing factor for milkfish farming is feeding or feed availability. Providing high-quality feed can help increase the growth of whitefish and can reduce the mortality rate in fish. According to Nur (2016), feed is the largest production factor and reaches 50% or more of the total operational costs. Therefore, efforts to improve the nutritional composition and improve the efficiency of feed use need to be carried out in order to increase the production of cultivated products and reduce feed procurement costs. In the manufacture of feed, fish meal is the most widely used ingredient. Fishmeal is one of the best sources of protein for milkfish feed, but the price of fishmeal is relatively expensive. According to Farah (2016) one of the additional alternative feed ingredients as a source of animal protein is gold snail (*Pomacea canaliculata*). According to Giffari (2018) gold snails have a protein content of around 54.10% while fish has a protein content ranging from 58-68%. Thus gold snail flour can be used as an alternative feed ingredient to reduce or replace fish meal in feed formulations.

2. METHOD

This research was conducted in Randusanga Wetan Village, Brebes Regency for 1 month, from August to September 2021.

The design used in this study was a Complete Randomized Design (RAL) consisting of three treatments and one K (control), A, B, and C. Each treatment was repeated three times (Saeful, 2016), explained as follows:

- A : 100% Mas Conch Flour
- B : Commercial Feed 75% + Gold Conch Flour 25%
- C : Commercial Feed 50% + Gold Conch Flour 50%

Each treatment will be carried out as many as 3 times. Data collection is carried out 4 times with a time interval of once every 7 days. The main parameters include absolute individual weight growth, relative growth, daily growth and absolute length growth in whitefish.

Feeding 4% of the total weight of whitefish is given in the first two weeks with a feeding frequency of 2 times per day, then this percentage of feed is then lowered to 3% of the total weight of whitefish in the third week to the last week or eighth week of maintenance, the frequency of feeding remains twice in one day (Malik, 2008). This is supported by the statement of Effendi (2004), the larger the size of the fish, the smaller the feeding rate. This feeding percentage is in accordance with the opinion of Ahmad *et al.*, (2002), that the range of feed quantities of 3-4% of the weight of biomass proves most profitable if the frequency of feeding is correct.

Data collection includes growth variables namely absolute individual weight growth, daily growth rate (DGR), relative growth rate (RGR), absolute length growth, Survival Rate (SR), and Food Conversion Ratio (FCR).

4 Absolute Individual Weight Growth

Growth is calculated based on the formula in the research of Mangkapa *et al.*, (2017), namely:

$$W = W_t - W_0$$

Information:

- W = Individual weight growth absolute in weight (grams)
- W_t = Final weight (grams)
- W_0 = Initial weight (grams)

16 Daily Growth Rate (DGR)

The daily growth rate is calculated based on the formula used by Mangkapa *et al.*, (2017) namely:

$$DGR = \frac{\ln W_t - \ln W_0}{t} \times 100\%$$

2 formation:

DGR= Daily growth rate (%)

W_t = Weight of fish on the t-th day (grams)

W_0 = Fish weight at the beginning of the study (grams)

t = Maintenance time (days)

11

Relative Growth Rate (RGR)

The relative growth rate is calculated by the formula used by Takeuchi (1988):

$$RGR = \frac{W_t - W_0}{W_0} \times 100\%$$

2 formation:

W_t = Weight of milkfish at the end of the study (g)

W_0 = Weight of milkfish at the beginning of the study (g)

RG= Relative Growth (%)

8

Absolute Length Growth

Absolute length growth is calculated based on the formula according to Zonneld *et al.*, (2019) namely :

$$P_m = L_t - L_0$$

Information:

P_m = Absolute length (cm)

L_t = Final Length (cm)

L_0 = Initial Length (cm)

16

Survival Rate (SR)

The survival rate is calculated based on the formula used by Dewi *et al.*, (2019), namely:

$$SR = \frac{N_t}{N_0} \times 100\%$$

3

Information:

SR= Fish fry dilution rate (%)

N_t = Number of fish fry at the end of the study (tail)

N_0 = Number of fish fry at the beginning of the study (tail)

Food Conversion Ratio (FCR)

The calculation of FCR refers to the formula of Tacon (1987) as follows :

$$FCR = \frac{F}{W_t - W_0}$$

Information:

FCR ¹⁸ Food Conversion Ratio

W_t = Biomass weight of the test animal at the end of the study (gr)

¹¹ = Biomass weight of test animals at the beginning of the study (gr)

F = Amount of fish feed consumed during the study (gr)

Data Analysis ²⁹

The results of the study obtained were analyzed using ANOVA (*analysis of variance*). The ANOVA (*analysis of variance*) test is widely used in experimental research. The principle of the ANOVA test is to compare variations of three or more sample treatments. The ANOVA test also

compares the mean value of the treatment (Aprilia *et al.*, 2018). It was then done with the Duncan Test to see the best treatment.

3. RESULT AND DISCUSSION

The results of the study on the addition of gold snail flour (*P. analicula*) to commercial feed against the logging of bendeng fish (*Chanos chanos*) include absolute individual weight growth rate, daily growth rate (DGR), relative growth rate (RGR), absolute length growth, *Survival Rate* (SR), and *Food Conversion Ratio* (FCR)

4

1. Absolute Individual Weight Growth

The result of absolute individual weight growth in whitefish fry (*Chanos chanos*) with the influence of additional feeding of gold snail flour (*Pomancea analicula*) with different doses against the logging of Whitefish (*Chanos chanos*).

Table 1. Absolute Individual Weight Growth

Deuteronomy	Absolute Weight (gr)			
	A	B	C	K
1	0,4	1	0,8	0,8
2	0,6	1	0,9	0,6
3	0,5	0,9	0,7	0,7
Sum	1,5	2,9	2,4	2,1
Average	0,5	0,97	0,8	0,7
±SD	±0.10	±0.06	±0.10	±0.10

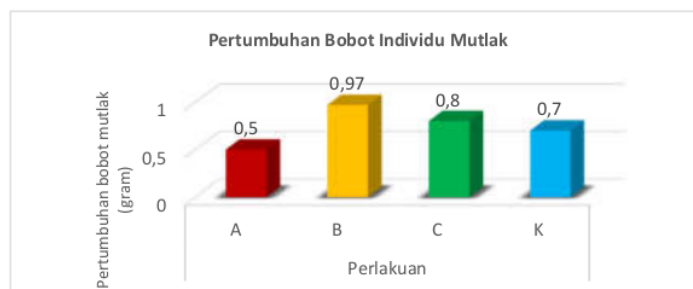


Figure 1 the results of the normality test

4

Based on the results of the normality test on absolute Individual weight growth data (grams) with the Shapiro-Wilk test, the Sig value was obtained. 1, this shows that the data has a normal distribution and in the homogeneity test produces a Sig. value of 0.931 > 0.05, this indicates that the data is homogeneous. The results of the One Way ANOVA Test produced a Sig. value of 0.002 < 0.01 which shows that it has a very noticeable effect on the growth of the weight of milkfish fry (*Chanos chanos*).

Further tests of the double comparison of Tukey and Duncan showed that treatment B (additional feed of gold snail flour (*Pomancea analicula*) at a dose of 75% commercial feed and 25% gold snail flour) was the best treatment for the growth of absolute individual weight of whitefish fry (*Chanos chanos*) with an average value of 0.97 grams.

2. Daily Growth Rate (DGR)

Daily growth rate of whitefish fry (*Chanos-chanos*) cultivated by additional feeding of goldsnail flour (*Pomancea analicula*) at different doses

1

Table 2 Daily growth rate of whitefish fry (*Chanos-chanos*)

Deuteronomy	Daily Growth Rate (%)			
	A	B	C	K
1	5,7	8,9	7,8	7,8
2	6,9	6,4	5,7	6,9
3	0,7	7,4	7,5	7,4
Sum	13,3	22,7	21	22,1
Average	4,3	7,6	6,9	7,4
±SD	±3,29	±1,26	±1,12	±0,45

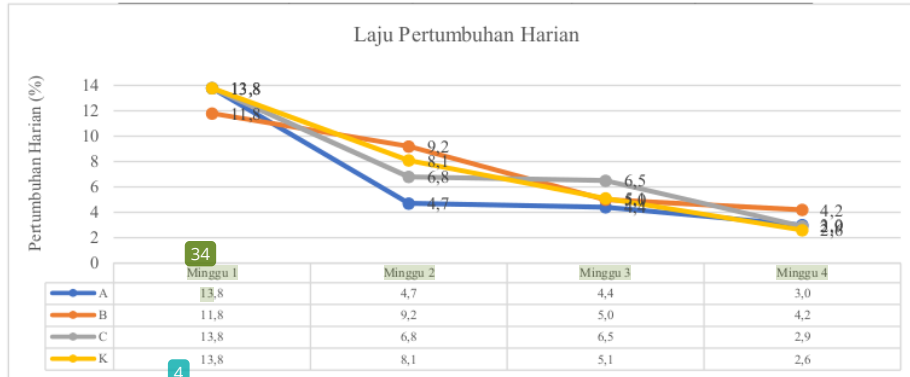


Figure 2 the Normality and Homogeneity Test on daily growth rate (grams) data

In accordance with the results of the Normality and Homogeneity Test on daily growth rate (grams) data (Appendix 5) shows that the data is normal (Sig. 0.630 > 0.05) and has the same variety of data (Homogan) Sig. 0.450 > 0.05. Meanwhile, the One Way ANOVA Test produces a sig value. 0.487 > 0.05 shows that there is no real impact.

36

3. Relative Growth Rate (RGR)

Relative growth rate (%) in whitefish fry (*Chanos chanos*) cultivated by additional feeding of gold snail flour (*Pomancea analicula*) at different doses

Table 3 Relative growth rate (%) in whitefish fry (*Chanos chanos*)

Deuteronomy	Relative Reef (%)			
	A	B	C	K
1	4	10	8	8
2	6	5	4,5	6
3	5	9	7	7
Sum	15	24	19,5	21
Average	5	8	6,5	7
±SD	±1,00	±2,65	±1,80	±1,00



Figure 3 Normality Test on relative growth rate data

Based on the results of the Normality Test on relative growth rate data (%) in the Shapiro-Wilk test, a Sig. $1 > 0.05$ was obtained, this shows that the data has a normal distribution. The next test is the Homogeneity Test and produces a Sig. value of $0.169 > 0.05$ means that the relative growth rate has the same data (Homogeneous). One Way ANOVA Test results, Sig. values $0.280 > 0.05$ show that the data has no real effect.

4. Absolute Length Growth

Growth of Absolute Length (cm) of whitefish fry (*Chanos-chanos*) cultivated by additional feeding of gold snail flour (*Pomanea analicula*) at different doses.

Table 5 Growth of Absolute Length (cm) of whitefish fry (*Chanos-chanos*)

Deuteronomy	Absolute Length Growth (cm)			
	A	B	C	K
1	2,1	3,1	2,9	2,6
2	2,5	3,2	3	2,5
3	2,3	3	2,8	2,5
Sum	6,9	9,3	8,7	7,8
Average	2,3	3,1	2,9	2,53
±SD	±0.20	±0.10	±0.10	±0.06

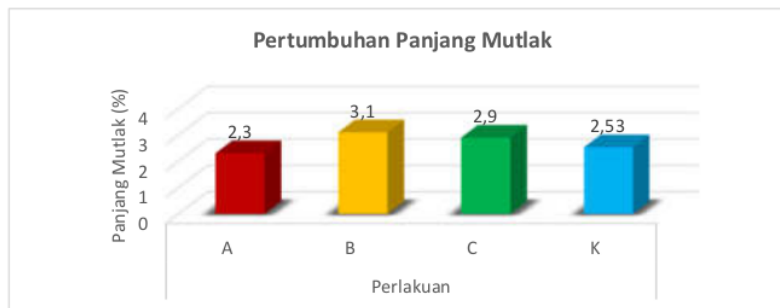


Figure 4 Normality Test on absolute length (cm) growth data

Based on the results of the Normality Test on absolute length (cm) growth data in the Shapiro-Wilk test, a Sig. $1 > 0.05$ was obtained, this indicates that the data has a normal distribution. The next test is the Homogeneity Test and produces a Sig. value of $0.494 > 0.05$ which means homogeneous

data. Have the same variety of data (Homogeneous). The results of the One Way ANOVA Test resulted in a value of $0.000 < 0.01$, indicating that the effect is very real.

3 5. Survival Rate (SR)

Survival rate (%) of whitefish fry (*Chanos-chanos*) cultivated by additional feeding of gold snail flour (*Pomancea analicula*) at a dosage.

Table 6 Survival rate (%) of whitefish fry (*Chanos-chanos*)

Deuteronomy	Survival Rate (%)			
	A	B	C	K
1	100%	100%	100%	100%
2	100%	100%	100%	100%
3	100%	100%	100%	100%
Sum	100%	100%	100%	100%
Average	100%	100%	100%	100%
±SD	±0.00	±0.00	±0.00	±0.00

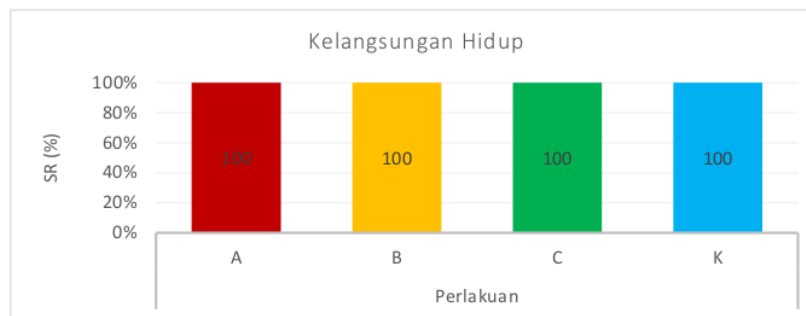


Figure 5 Diagram of Survival rate (%) of whitefish fry (*Chanos-chanos*)

21 6. Food Conversion Ratio (FCR)

Food Conversion Ratio (FCR) of milkfish fry (*Chanos-chanos*) cultivated by supplementary feeding of gold snail flour (*Pomancea analicula*) at different doses

Table 7 Food Conversion Ratio (FCR)

Deuteronomy	Food Conversion Ratio (FCR)			
	A	B	C	K
1	0,84	0,34	0,42	0,39
2	0,56	0,30	0,37	0,56
3	0,67	0,37	0,48	0,48
Sum	2,07	1,01	1,27	1,43
Average	0,69	0,33	0,42	0,48
±SD	±0.14	±0.04	±0.06	±0.09

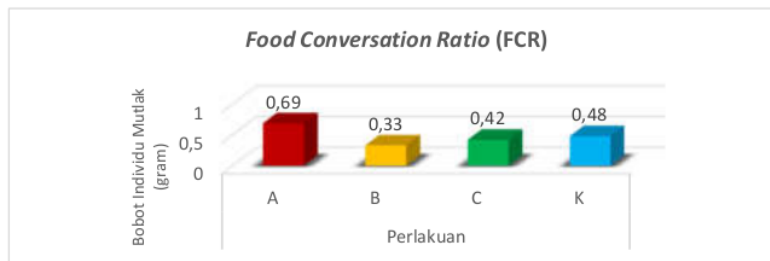


Figure 6 Diagram *Food Conversion Ratio (FCR)*

The data from the study from the conversion of Milkfish feed (*Chanos chnaos*) showed that the attributable data was normal with a Sig. value of $0.765 > 0.05$ and was homogeneous with a Sig. value of $0.273 > 0.05$. The results of the fingerprint test (ANOVA) as presented in Appendix 8. showed that the additional feeding of gold snail flour (*Pomacea analicula*) with different doses in commercial feed had a very noticeable effect (Sig. $0.007 < 0.01$) on feed conversion in whitefish.

DISCUSSION

1. Growth

Whitefish growth is best at growth (absolute weight growth, daily growth rate, relative growth rate, and absolute length growth). The study obtained the treatment that produced the best growth for whitefish was in treatment B (75% commercial feed + 25% gold snail flour) with an absolute weight value of 0.97 grams. Growth can be identified by a process of growth in the weight and length of an organism over a certain period of time (Mulqan *et al.*, 2017).

The absolute individual weight of whitefish fry increased during the study. In treatment A (100% gold snail flour supplementary feed) showed an absolute individual weight of 0.5 g, treatment B (25% gold snail flour supplementary feed and 75% commercial feed) the average absolute individual weight was 0.97 g, treatment C showed an average absolute individual weight of 0.8 g, while the control had an average of 0.7 g. So that the addition of additional feed of gold snail flour to commercial feed had an influence on the absolute individual weight of milkfish fry on each treatment. The results of the One Way ANOVA test showed that the absolute individual weight data of milkfish fry was significantly different in each treatment. This is possible because of the significant difference in the composition of the fat and protein content contained in the feed treatment, especially gold snail flour with a total protein content in gold snails of 54% and 2.8% fat (Laboratory of Feed Science and Technology, University of North Sumatra, 2016) given. This is in accordance with the opinion (Prastiwi *et al.*, 2016) protein and fat are nutritional components that are needed by fish fry to grow well. Furthermore, it is said by (Prastiwi *et al.*, 2016), protein functions as a source of energy, repairing or maintaining growth tissue and as a support for growth. Fat is one of the largest energy contents that also functions as a source of energy, supporting growth in helping metabolic processes in the body of fish fry.

Obtained Absolute length growth that varies with each treatment. The highest absolute length growth in this study was found in treatment B where the average value was 3.1 cm. This can be caused because the appropriate amount of feed given is also supported by the addition of the appropriate gold snail flour. This is in accordance with the opinion (Saragih, 2018) which states that the growth of fish given different gold snail flour has a very noticeable influence on the growth of length and weight. The increase in fish is also thought to be due to the influence of protein content in gold snail flour with the right dose. Feed with the addition of the right dose of gold snail flour can affect the growth rate of fish length (Umar, 2021).

The highest length growth in treatment B is also thought to be due to the protein content in each treatment is different so that the length growth obtained also has different results. This is in accordance with the opinion (Edo, 2019) which says that the treatment of adding protein levels in all treatments is able to spur the growth of tilapia in terms of increasing the length of the fish's body.

In the *Food Conversion Ratio*, the treatment with the lowest feed conversion is treatment B with an average of 0.33, it can be interpreted that treatment B is the best because the use of feed for fish growth is very efficient, it is in accordance with (Sandri, 2018) which states that the low feed conversion value means that the quality of feed given is good and can be used well by fish, Meanwhile, if the feed conversion value is high, it means that the quality of the feed given is not good.

The daily and relative growth rate increased during the study. However, the One Way ANOVA test showed that the daily growth rate data with the Sig value obtained by Sig. $0.487 > 0.05$ and the growth rate relative to the Sig. value of $0.280 > 0.05$, which shows that in both the data both daily growth and relative growth have no real difference. This is possible because the size of milkfish fry is relatively small and this is supported by the results of research from Ismi (2007) which states that a smaller body size causes relatively slower fish growth. Another thing that can be a trigger is that the combination of feed mixing in the treatment has not been in a significant range for milkfish feed so that the difference in daily growth data and relative growth between treatments is relatively insignificant. According to Khairuman (2015) the growth rate of fish is influenced by the type and quality of feed that is of good quality suitable for mixing, sufficient amount of feed, favorable environmental conditions and it is certain that the growth rate of fish will be fast.

Feed is a very decisive factor in the efficiency and effectiveness of fish fry growth in each feed contained ingredients such as: proteins, carbohydrates, fats, vitamins, minerals. Therefore, the difference in nutritional content in each feed results in different fish growth as well, this is supported by the statement of Prastiwi *et al.*, (2016) The nutritional content in each feed has advantages in a certain substance but also has disadvantages in other substances.

Based on the proximate tests that have been carried out, gold snail flour has a protein content of 59.44% (the highest compared to protein content in other treatments) but the fat content is only 2.49%, commercial feed has a protein content of 34.31% (low) and fat content is 4.08%, gold snail flour is 25% + 75% commercial feed has a protein content of 43.17% and fat content of 3.81% and gold snail flour 50% + 50% commercial feed has a protein content of 40.25% and fat content of 3, 35%. The utilization of feed protein by fish is not optimal so that an energy source from fat is needed, so that protein can be used more optimally for growth, the total fat content in the feed will determine energy utilization so that the efficient use of fat as an energy source can increase protein efficiency for growth, therefore a balance is needed between total fat and protein (Munisa *et al.*, 2015).

12

2. Survival Rate (SR)

19

The *Survival rate* (SR) is the percentage of live fish at the end of the study compared to the number of fish at the beginning of rearing. Factors affecting fish survival are stocking density, feeding, disease and water quality that involves temperature, ammonia I, nitrite, dissolved oxygen and water pH. (Fahrizal, 2017)

The survival rate is influenced by biotic factors namely competition, parasites, age, predators, human density and handling, while abiotic factors are physical and chemical conditions in the waters. High density will result in a decrease in water quality, especially dissolved oxygen content and ammonia concentration. Decreased water quality can cause fish stress, even if the quality decline has exceeded the fish tolerance limit, it can result in death (Arif, 2019).

The survival rate of whitefish fry (*chanos chanos*) during the study was 100%. *Survival rate* does not differ markedly in the feed treatment given both K, A, B, and C, it is suspected because the nutritional needs of the feed can be met for each treatment and are supported by good water quality. This opinion is supported by Arif (2019) who said that fish raised in low densities will be more aggressive, while fish raised in high density will be slow in growth due to the high level of competition and the large number of metabolic remains accumulated in water media. The survival rate of whitefish fry during maintenance is relatively good, this is in accordance with the statement (Mulyani *et al.*, 2014) fish survival of more than 50% is classified as good and below 30% is categorized as not good.

3. Water Quality

1

Water quality during maintenance fluctuates but is still within the normal range which is good for supporting the cultivation of whitefish (*Chanos chanos*). Water quality is one of the supporters of the growth and survival of fish. Water quality during maintenance can be seen in Appendix 11. Aquatic organisms have a certain temperature range (upper and lower limits) that are favorable for their growth. Rising temperatures lead to faster metabolism and respiration of aquatic animals, resulting in increased oxygen consumption (Monalisa, 2010). The temperature in the milkfish study ranged from 28-33 °C. The temperature range is still good for milkfish farming because it is still ideal like the temperature in the waters, which is 30-35 °C (Faisyal *et al.*, 2016).

The magnitude of the acidity of a body of water is the magnitude of the concentration of hydrogen ions contained in the water. In nature, the degree of acidity ranges from 4-9 which is influenced by carbon dioxide and chemical compounds of an acidic nature. Waters with pH below 4 and above 11 will cause death in fish. The pH value in the milkfish breeding medium (*Chanos chanos*) ranges from 7.3-8.5. According to Juniarta *et al* (2016) the optimum pH value for nitrification in the maintenance of whitefish fry under pH conditions ranges from 8-9.

Whitefish can be kept and can still survive in ponds that in the rainy season whose salt content is below 10 ‰ and in the dry season above 30 ‰, but in general whitefish prefer salinity between 20 and 25 ‰ (Munir, 2016) and salinity in this study is 39-40 ‰.

According to (Irawan *et al.*, 2021) the good ammonia content for whitefish is <0.1 mg / L and in this study an ammonia value of 0.00-0.185 mg / l was obtained, while the optimal nitrite content was 0.009 - 3.5 mg / L (Juniarta *et al.*, 2016) and in the study a nitrate value of 0.000-0.007 ppm was obtained.

4. CONCLUSION

The treatment has a marked effect on absolute weight growth and absolute length growth rate with the best treatment being B treatment (75% commercial feed + 25% gold snail flour). The treatment had no noticeable effect on the daily growth rate, relative growth rate and Survival Rate. Water quality during research is feasible to carry out milkfish farming.

REFERENCE

- [1] Amanda Lita. 2016. Evaluation of the Suitability of Pond Land for Cultivation of Windu Shrimp and Whitefish Around Kalisogo Pond Village and Permisan Village, Jabon District, Sidoarjo Regency. *Journal of Geography* : Swara Bhumi 2(1)
- [2] Aprilia, P. Karina, S. and Mellisa, S. 2018. Addition of Viterna Plus Supplement to Catfish Seed Feed (*Pangasius sp.*). *Scientific Journal of Marine Fisheries Students Unsyah* 3(1)
- [3] Arif R. H. 2019. Effect of Stocking Density on the Growth and Survival of *Tilapia Fry (Oreochromis niloticus)*. Thesis. Faculty of Agriculture, University of North Sumatra
- [4] Dewi, A.T., Suminto, and R.A. Nugroho. 2019. Effect of Natural Feeding *Moina sp.* with Different Doses in *Feeding Regime* on Growth and Silhouette of Baung Fish Larvae (*Hemibagrus nemurus*). *Journal of Tropical Aquaculture Science*, 3(1) : 17-26.
- [5] Edo, M. R., Leaves, F. K and Amalo, D. 2019. Effect of *Pomacea analicula* on the Growth and Fat Content of *Tilapia (Oreochromis niloticus)*. *Journal of Biotropical Science* 16(1) : 28-37
- [6] Effendi, I. 2004. Introduction to Aquaculture. Jakarta: Self-Help Spreader
- [7] Fadlon, T., S. Pumama, and M. Saleh. 2018 Effectiveness of Papaya Leaf Extract in Supporting the Success of Hatching Whitefish Eggs (*Chanos chanos Forakal*) *Argoqua Journal* 16 (2)
- [8] Fahrizal, A. Nasir, M. 2017. Effect of Probiotic Addition with Different Doses on Feed on Growth and Feed Conversion Ratio (Fcr) of *Tilapia (Oreochromis nilotikus)*. *Median* 4 (1)
- [9] Faisyal Y, S. Fortune, and L. Widowati. 2016. Effect of Stocking Density on the Growth and Survival of Whitefish (*Chanos chanos*) in Floating Net Cages in the Abrasive Waters of Kaliwlingi Village, Brebes Regency. *Journal of Aquaculture Management and Technology* 5 (1) : 155-161.

- [10] Giffari, M.S. 2018. Effect of Adding Gold Snail Flour (*Pomacea analiculata*) to Commercial Feed on the Growth of Dumbo Catfish (*Clarias gariepius*). Thesis. Faculty of Agriculture, University of North Sumatra
- [11] Hafiludin. 2015. *Nutritional Content Analysis of Whitefish Derived from Different Habitats*. Department of Marine Science, Trunojoyo Madura University. Marine Journal 8 (1) p :40
- [12] Irawan, D. and Handayani, L. 2021. Study of the Suitability of Whitefish Pond Waters (*Chanos chanos*) in the Tatah River Mangrove Ecotourism Area. *Aquaculture* 2021 9(1) : 10-18
- [13] Aquaculture. Marine, Marine and Fisheries Research Agency, Department of Marine Affairs and Fisheries. Thing. 55-58
- [14] Juniarta, A., H. Hartoko, and Suryanti. 2016. Primary Productivity Analysis of Whitefish Ponds (*Chanos chanos Forsskal*) With Ikonos Satellite Imagery Data in Pati Regency, Central Java. *Journal of Diponegoro University*. 5(1): 83-90.
- [15] Khairuman and K. Amri. 2015. *Intensive Catfish Farming*. Jakarta. Agro Media Library
- [16] Kusumawati, D. Jamaris and Z. Aslianti. 2017. Growth, Enzymatic, and Nutritional Profile of Second Generation (*Chanos chanos*) Whitefish (G-2) Selected by Applying Standard Operating Procedures for Larval Rearing. *Aquaculture Media*. 12(2): 55-66.
- [17] Malik, Abdul. 2008. Effect of Supplementation and Probiotics on Milkfish Harvest (*Chanos chanos*) in Kentong Village Area, Glagah District, Lamongan Regency. *UNISLA Fisheries Scientific Journal*
- [18] Mangkapa, A., C. Lumenta, and J.F. Mokolensang. 2017. Efficiency of Taiwan Kijing Starchy Feed (*Anodonta woodiana*) for Goldfish Growth (*Cyprinus carpio* L.). *Journal of Aquaculture*, 5(3) : 36-43.
- [19] Mulyani, Y., S. Yulisman, and M. Fitriani. 2014. Growth and Feed Efficiency of Tilapia (*O. niloticus*) that are satisfied Periodically. *Indonesian Swamp Acupuncture Journal*, 02(01) : 01-2.
- [20] Munisa, Q. Sumbandiyono. Pinandoyo. 2015. Effect of Different Fats and Energy Content in Feed on Feed Utilization and Patin Growth (*Pangasius pngasius*). *Journal of Management and Technology*. 4(3) : 12-21
- [21] Nur, Abidin. 2016. *Vaname Shrimp Rearing Management*. Directorate General of Aquaculture, Center for the Development of Brackish Water Aquaculture. Jepara. Thing. 40
- [22] Prastiwi, Y., Santoso L., Maharani, H. W. 2016. Giving *Moina* sp. fortified flour in to improve survival and growth of catfish larvae (*Clarias sp.*). *Journal of Aquaculture Engineering and Technology* 5(1) : 575-580
- [23] Saeful. 2016. Optimization of Mas Snail Feeding on Feed for Snakehead Fish Fry Breeding and Survival (*Channa striata*). Thesis. Faculty of Agriculture. Muhammadiyah University : Makassar.
- [24] Sandri, T. D. 2018. Effect of Shrimp Head Flour Mixture on Commercial Feed on Tilapia Growth (*Oreochromis niloticus*). Thesis. Faculty of Agriculture. University of North Sumatra. Terrain
- [25] Saragih, G. M. 2018 Effect of Addition of Mas Snail Flour (*Pomacea analiculata*) on Commercial Feed on Dumbo Catfish Seed Growth (*Clarias gariepinus*). Thesis. Faculty of Agriculture. University of North Sumatra. Terrain
- [26] Tacon, A. J. 1987. *The Nutrition and Feeding Formed Fish and Shrimp. A Training Manual Food and Agriculture of United Nation Brazilling*. Brazil. 108 p
- [27] Takeuchi, T. 1988. Laboratory work-chemical evaluation of dietary nutriens. In: Watanabe, T. (Edo, Fish Nutrition and Mariculture, JICA, Tokyo Univ, Fish, pp. 179-229.
- [28] Umar, Abdul. 2021. Effect of Adding Gold Snail Flour (*Pomacea analiculata*) on Feed Ingredients on Tilapia Growth (*Oreochromis niloticus*). Thesis. Aquatic Resources Management Study Program, Faculty of Agriculture, University of North Sumatra
- [29] Zamroni, A., Mulyawan, and Priyatna, F. N. 2015. Export Potential of Nener Bandeng Indonesia. Opportunities and Challenges. *J. KP Social Policy*. 5(2): 129-136.
- [30] Zonneveld, N., A. Huisman, and J. H. Boon. 1991. *Principles of Fish Farming*. Gramedia Main Library. Jakarta. 336 p

EFFECT OF SUPPLEMENTARY FEEDING OF GOLDEN SNAIL FLOUR (POMACEA ANALICULA) WITH DIFFERENT DOSES OF COMMERCIAL FEED ON MILKFISH (CHANOS CHANOS) AT RANDUSANGA WETAN BREBES REGENCY CENTRAL OF JAVA

ORIGINALITY REPORT

19%

SIMILARITY INDEX

15%

INTERNET SOURCES

14%

PUBLICATIONS

%

STUDENT PAPERS

PRIMARY SOURCES

- | | | |
|---|---|----|
| 1 | www.ujpr.org
Internet Source | 3% |
| 2 | www.worldscientificnews.com
Internet Source | 2% |
| 3 | Nurjanah, Ninik Umi Hartanti, Sofian. "The Effect of Use Herbal Plus Probiotic on Nursery Stage Milkfish (Chanos Chanos) Culture", IOP Conference Series: Earth and Environmental Science, 2023
Publication | 1% |
| 4 | Suyono, NU Hartanti, NHSA. "Effectiveness of Feeding Trash Fish and Spinach Extract on Mud Crab (Scylla Serrata) Feed for Molting Acceleration With the Popeye Method", IOP Conference Series: Earth and Environmental Science, 2021
Publication | 1% |
| 5 | journal.umg.ac.id | |

	Internet Source	1 %
6	jurnal.unikal.ac.id Internet Source	1 %
7	www.neliti.com Internet Source	1 %
8	eprints.umm.ac.id Internet Source	1 %
9	M Imron, S H Samara. "Analysis of feed management on vannamei shrimp (Litopenaues vannamei) enlargement in BBPBAP Jepara", IOP Conference Series: Earth and Environmental Science, 2022 Publication	1 %
10	www.bioflux.com.ro Internet Source	1 %
11	ejournal.uin-suka.ac.id Internet Source	<1 %
12	Istiyanto Samidjan, Diana Rachmawati. "Engineering culture using natural filter differences based on microsatelite to improve the quality of Snakehead () ", IOP Conference Series: Earth and Environmental Science, 2020 Publication	<1 %
13	S Nurhadi, S Murniasih, N N Dewi. "The effect of different feeding on growth, feed	<1 %

conversion ratio and feed efficiency in synodontis (Synodontis eupterus) seed", IOP Conference Series: Earth and Environmental Science, 2021

Publication

14

Pinandoyo, Johannes Hutabarat, YS Darmanto, Vivi Endar Herawati. " The effect of fish meal and milkfish offal meal combination in different artificial feeds on growth and survival rate of tiger shrimp () ", IOP Conference Series: Earth and Environmental Science, 2019

Publication

<1 %

15

repository.upstegal.ac.id

Internet Source

<1 %

16

www.globalscientificjournal.com

Internet Source

<1 %

17

Surnawati ., Nurliah ., Fariq Azhar. "PERTUMBUHAN DAN KELANGSUNGAN HIDUP BENIH IKAN KAKAP PUTIH Lates calcarifer, Bloch DENGAN PEMBERIAN DOSIS PROBIOTIK YANG BERBEDA", Jurnal Ruaya : Jurnal Penelitian dan Kajian Ilmu Perikanan dan Kelautan, 2020

Publication

<1 %

18

Istiyanto Samidjan, Safar Dody, Diana Rachmawati. " Technology engineering of rearing red tilapia saline fed on artificial diet

<1 %

enriched with protease enzymes in an eroded brackish water pond ", IOP Conference Series: Earth and Environmental Science, 2019

Publication

19

Dwi Septiani Putri, Tri Yulianto, Shavika Miranti, Wiwin Kusuma Atmaja Putra, Rika Wulandari, Okto Rimandi Bakkara. "The Effect of Fermented Shrimp Shell Meal in Fish Feed on The Growth of Asian Sea Bass (*Lates calcalifer*)", IOP Conference Series: Earth and Environmental Science, 2023

Publication

20

ejournal.cria.or.id

Internet Source

<1 %

21

laporanpklikannila.blogspot.com

Internet Source

<1 %

22

rjoas.com

Internet Source

<1 %

23

Sukendi, Thamrin, R M Putra, A Yulindra. "Effect of Thyroxine Hormone on Growth and Survival Rate of Bronze Featherback (*Notopterus notopterus*, Pallas 1769)", IOP Conference Series: Earth and Environmental Science, 2021

Publication

24

I E Susetya, P Fadillah, R Leidonald, A Fadhilah. "Relationship between substrate

<1 %

characteristics and abundance of Polychaeta in Tanjung Tiram Waters, Batubara Regency, Sumatera Utara Province", IOP Conference Series: Earth and Environmental Science, 2020

Publication

25

Wahyudi, Siti Aslamyah, Zainuddin, Surianti. "The effect probiotics from the types of nuts in feeding to the for bacterial populations, enzyme activity and feed FCR for milkfish (*Chanos chanos*)", IOP Conference Series: Earth and Environmental Science, 2021

Publication

<1 %

26

eprints2.undip.ac.id

Internet Source

<1 %

27

garuda.kemdikbud.go.id

Internet Source

<1 %

28

pasca.uns.ac.id

Internet Source

<1 %

29

D F Putra, F Nur, S A E Rahimi, N Othman. " Effects of different live feed on growth and survival rate of clown loach, ", IOP Conference Series: Earth and Environmental Science, 2019

Publication

<1 %

30

I Safriani, D F Putra, S A E Rahimi, N Othman. " Black tiger shrimp larvae that received eggshell powder in diet exhibit decreasing of

<1 %

growth and survival rate ", IOP Conference
Series: Earth and Environmental Science, 2019

Publication

31 jas.ejournal.unri.ac.id <1 %
Internet Source

32 proceeding.uim.ac.id <1 %
Internet Source

33 pubmed.ncbi.nlm.nih.gov <1 %
Internet Source

34 123dok.com <1 %
Internet Source

35 Rita Rostika, Muhamad Ihsan Fauzan, Walim Lili, Iskandar .. "The Use of Various Proportions of Rough Fish on Giant Trevally (Caranx sp.) Culture in the Floating Net Cages, Pangandaran, West Java", Asian Journal of Fisheries and Aquatic Research, 2020 <1 %
Publication

36 ir.amu.ac.in <1 %
Internet Source

37 ojs.unud.ac.id <1 %
Internet Source

38 repository.unitomo.ac.id <1 %
Internet Source

39 S.H. Jones, L.Seidel Salinas. "Generalized simulator for vapor phase epitaxy on <1 %

patterned substrates", Journal of Crystal Growth, 1995

Publication

40

Sarjito, S B Prayitno, N T Kusuma, Desrina. "The potential of mixed epibiotic (binahong leaves, , and garlic, , extracts) as a feed additive to combat infection on catfish ()", Journal of Physics: Conference Series, 2020

Publication

<1 %

Exclude quotes Off

Exclude matches Off

Exclude bibliography Off