

ICOTION 2023

International Conference on Education 2023

"Merdeka Curriculum In Perspective Of Multicultural Education"

Topics:

1. The Merdeka Curriculum:
A Framework for Multicultural Education
2. Fostering Inclusivity
through the Merdeka Curriculum
3. Embracing Diversity: Multicultural
Education in the Merdeka Curriculum
4. Integrating Cultural Awareness
in the Merdeka Curriculum
5. Empowering Students through Multicultural
Education in the Merdeka Curriculum
6. Addressing Bias and Stereotypes
in the Merdeka Curriculum's Multicultural Approach
7. Promoting Social Cohesion:
The Role of the Merdeka Curriculum
in Multicultural Settings
8. Developing Intercultural
Competence with the Merdeka Curriculum
9. Teaching Tolerance and Respect
in the Merdeka Curriculum's Multicultural Context
10. Enhancing Global Citizenship through
the Merdeka Curriculum's Multicultural Perspective

Publication Opportunity

National Journal:

Cakrawala: Jurnal Pendidikan (S3)

Speakers



Dr. taufiqullah, M.Hum
Rector of Universitas
Pancasakti Tegal

Prof. Dr. Dinn Wahyudin
Universitas
Pendidikan Indonesia



Prof. Dr. Sufian Jusoh
Universiti
Kebangsaan Malaysia

Address: Jl. Halmahera Km.01 Tegal City Email: icotion@upstegal.ac.id Contact: +6282225377403

Journal Description

International Conference On Education (ICOTION)

Steering Comitte

Event Petron : Suriswo, M.Pd.

Person Responsible : Yuvita, M.Pd.

Design Cover : Vidi Angkasa

Chair Person : Agus Riyanto, M.Pd.

Secretary : Anin Eka Sulistyawati, M.Hum.

Treasurer : Fajar Prihatini, M.Pd.

Event Division : Dr. Yoga Prihatin, M.Pd.

Sumartono, M.Pd.

Erma Widyastuti

IT Division : Vidi Angkasa, .

Reviewer :

Sitti Hartinah, [Google Scholar](#), [Scopus](#), Universitas Pancasakti Tegal

Taufiqullah, [Google Scholar](#), [Scopus](#), Universitas Pancasakti Tegal

Lutfurahman Aftab | [ResearchGate](#) | Mili Institute of Higher Education, Afghanistan

Elchin Gashimov | [ORCID ID](#) | Moscow City University, Samara Rusia

Kanaan Hasan | [Scholar ID](#) ,[Scopus ID](#) , Tirkit University, Iraq

Current Issue

2023: Proceeding Icotion 2023 (Digital Literacy Pedagogy in Teacher Education)

Proceeding International Confrention On Education (ICOTION)

Published: Oct 29, 2023

Articles

Students' Perceptions Toward Video Project as Media in Improving Their Speaking Skills

1-7

 Dita Dwi Lestani, Noeris Meiristiani, Anin Eka Sulistyawati

 pdf


 Read Statistic: 8

The Correlation Between Students' Vocabulary Mastery and Their Speaking Ability in Describing Picture

8-12

 Eka Widiyana, Sumartono Sumartono, Nur Aflahatun

 pdf

 Read Statistic: 6

The Effect of 'Canva Application' on Students' Writing Ability in Recount Text

13-24

 Elmira Noer Shaumi

 pdf


 Read Statistic: 34

The Effect of Using the Snowball Throwing Technique on Improving Students' Speaking Ability

25-30

 Niken W. Tri Ayu, Yuvita Yuvita, Masfuad Edy Santoso

 pdf


 Read Statistic: 2

The Effect of Online Game Mobile Legends on Students' English Vocabulary Mastery

31-37

 Fidhliya Akrima, Masfuad Edy Santoso, Fajar Prihatini

 pdf

 Read Statistic: 18

The Effectiveness of Using Scaffolding Strategies on Students' Reading Comprehension

38-44


 Putri Cindy Puspitasari, Nur Aflahatun, Sanday Jamaludin

 pdf


 Read Statistic: 24

Effect of Using English Songs as Learning Media on the Students' Pronunciation Ability

45-50

 Shepty Isnaeny Fahmiliya, Sumartono Sumartono, Fajar Prihatini

 pdf

 Read Statistic: 12

The Effect of Using Two Stay Two Stray Technique with Hello English Application on Students' Speaking Skill

51-56

 Syifa Melliana, Yulia Nur Ekawati, Anin Eka Sulistyawati

The Use of Instagram as Language Learning Tool to Develop Students' Writing Skills

57-62



Vini Aqilla Ramadhanty, Yuvita Yuvita, Sanday Jamaludin

Read Statistic: 1

The Analysis of the Strategies Used By Sixth Semester Students of English Education Department in Consecutive Interpreting of English Short Monolog

63-69



Wahyu Kristayuni

Read Statistic: 2

The Effect of Tiktok Video Application Towards Students Speaking Skills

70-74



Yuli Rismawati, Nur Laila Molla, Rofiudin Rofiudin

Read Statistic: 37

The Impact of Insecurity on Self-Adjustment in Adolescents

75-81



Amalia Kharismawati, Hastin Budisiwi, Maufur Maufur

Read Statistic: 45

The Role of IPPNU Organizational Programs and Activities in The Formation of Youth Character in Pesurungan Lor Village, Margadana District, Tegal City

82-87



Sayidati Asiyah, Hastin Budisiwi, Maufur Maufur

Read Statistic: 6

The Influence of Group Guidance Services to Increase Understanding of Stunting Prevention Among Mothers in the Tunas Jaya I Posyandu Group, Karanganyar Village, Dukuhturi District, Tegal Regency

88-92



Ayu Nur Rizkiyatul Latifah, Mulyani Mulyani, Suriswo Suriswo

Read Statistic: 7

The Effect of Classical Guidance Services with Role Playing Techniques in Learning Pancasila Student Profiles to Prevent Bullying Behavior

93-98



Ayu Putri Chiisai, Mulyani Mulyani, Suriswo Suriswo

Read Statistic: 16

Responsive Services for Understanding Parenting Style Parents of Madrasah Ibtidaiyah Mafatihul Students Huda Dukuhrantam Brebes

99-107



Ellen Andarti Elsa, Suriswo Suriswo, Sesya Dias Mumpuni

Read Statistic: 1

Rational Emotive Behavior Therapy to Reduce Overthinking When Dealing With the Final Semester Assessment of Class X SMA NU 1 Hasyim Asy'ari Tarub

108-112



Puji Rachmawati

Read Statistic: 0

The Effectiveness of Group Guidance Services with Group Discussion Techniques to Increase Self-Efficacy in Class V Students of Bangsri 02 Elementary School

113-120

Muhamad Faizal Bacharsyah, Muhammad Arif Budiman Sucipto, Suriswo Suriswo



Read Statistic: 17

The Effect Self-Efficacy on Quarter-Life Crisis in Semester VIII Students College

121-126

Dina Sakinah, Sri Adi Nurhayati, M Aris Rofiqi



Read Statistic: 59

Improving Toxic Relationship Awareness Through Psychoeducational Groups in Students of SMK PGRI 2 Taman

127-131

Meilinda Meilinda, Sesya Dias Mumpuni, Renie Tri Herdiani



Read Statistic: 7

The Effect of Cognitive Behavior Therapy in Group Counseling to Reduce Phubbing Behavior in 6th Semester Students of Guidance and Counseling Study Program of Pancasakti University Tegal

132-136

Sely Wahyu Trisnany, Sitti Hartinah, Sri Adi Nurhayati



Read Statistic: 5

Decision Making to Marry Women Who Married Early in the Tunon Village, Tegal City

137-144

Nesa Dwi Gita Safila, Hastin Budisiwi, M Arif Budiman



Read Statistic: 1

Mindfulness Therapy to Reduce Fear of Missing Out (Fomo) in Class X Students in Computer and Network Engineering (TKJ) at SMK NU Hasyim Asy'ari Tarub Tegal Regency

145-150

Vivi Triyani, Sri Adi Nurhayati, Rahmad Agung Nugraha



Read Statistic: 7

Product Marketing, Product Quality and Price Influence on the Buying Interest of Miemie Brownie Consumers

151-158

Harun Supriyadi, Beni Habibi, Basukiyatno Basukiyatno



Read Statistic: 3

The Effect of Fluctuations in the Number of Anggora and Remaining Business Results (SHU) on the Welfare of Members at the KPRI Cooperative Employee Educator (Kowandik) Tarub District, Tegal Regency

159-166

Hilyatul Muthiah, Dewi Apriani, Tomi Azami



Read Statistic: 3

Use Smartphone and its influence of Learning Motivation on Economics Learning Outcomes at Sma Negeri 1 Kramat

167-171

Devi Nurul Yuniarti, Beni Habibi, Basukiyatno Basukiyatno



Read Statistic: 0

The Influence of Shopping Price Discounts online on Consumptive Behavior (Case Study of Application Users shopee students of the Faculty of Teaching and Educational Sciences at Pancasakti University of Tegal)

172-176

Mizdawati Mizdawati, Basukiyatno Basukiyatno, Dewi Apriani



Read Statistic: 22

Student Motivation, Creative Products & Entrepreneurship (PKK) Subjects and Its Influence on Interest in Entrepreneurship

177-181

Shilfina Fitriana, Beni Habibi, Neni Hendaryati



Read Statistic: 6

Giving Rewards In Increasing Learning Motivation in Economics Subjects of Class XI Public High School 1 Kramat

182-186

Yulis Yuliani, Basukiyatno Basukiyatno, Neni Hendaryati



Read Statistic: 9

Development of Mosadig Science Practicum Module to Support Scientific Communication Skills

187-196

Liya Safitri, Muriani Nur Hayati, Fahmi Fatkhomi



Read Statistic: 1

Creating A Fun Science Book to Know Student Motivation in The Science Subject of the Solar System Material.

197-205

Septian Imam Wahyudi, Bayu Widiyanto, Muriani Nur Hayati



Read Statistic: 9

Utilization of Science Laboratories in Junior High Schools in Bulakamba District Brebes Regency

206-212

Ahmad Zaenudin, Bayu Widiyanto, Yuni Arfiani



Read Statistic: 0

The Effectiveness of Monopoly Learning Media Based on Scientific Literacy With Vision SETS on Student Learning Outcomes

213-217

Muhammad Misbakhul Anam, Yuni Arfiani, Fahmi Fatkhomi



Read Statistic: 2

Completeness of Discovery Learning Learning Model on Students' Mathematical Literacy

218-222

Izzaura Aden Abidin, Shaefur Rokhman, Paridjo Paridjo



Read Statistic: 1

Analysis of Self Efficacy and Contextual Mathematical Problem Solving Abilities of Students Through A Model Problem Based Learning With Talking Stick

223-228

Aulia Syafira, Isnani Isnani, Munadi Munadi



Read Statistic: 4

Improving the Ability of the Mathematization Process through the Development of LKPD with A Realistic Approach to Statistical Material

229-236

Anggita Putri Yuliantiaji, Dian Nataria Oktaviani, Munadi Munadi



Read Statistic: 5

SDL Effectiveness with Student Centered Approach to Self Efficacy and Mathematical Reasoning

237-242

Fatimah Tuzahro, Isnani Isnani, Ponoharjo Ponoharjo



Read Statistic: 2

Analysis of Students' Mathematical Literacy Ability in Solving Story Problems

243-247

Lulu Sabrina, Munadi Munadi, Isnani Isnani



Read Statistic: 4

The Length of Playing the Game Fish Math on Elementary School Numeracy Skills

248-253

Sindy Yuanita, Ahmadi Ahmadi, M. Shaefur Rokhman



Read Statistic: 7

Analysis of Students' Mathematical Literacy Ability in View of Gender Differences

254-261

Sinta Nuriyah, Munadi Munadi, Eleonora Eleonora



Read Statistic: 4

The Effect of Guided Discovery Learning Model with the Assistance of Peer Tutors on the Self Efficacy of Class X Students

262-265

Fajri Alam Syah, Isnani Isnani, Paridjo Paridjo



Read Statistic: 2

Analysis of Students' Mathematical Communication Ability in Solving Story Problems in View of Learning Styles

266-271

Kharismatul Husna, Muhammad Paridjo, Eleonora Dwi Wahyuningsih



Read Statistic: 11

The Ability of Grade VIII Students' Mathematical Literacy in Term of Gender

272-278

Sekar Dewi Oktiana, M. Shaefur Rokhman, Ahmadi Ahmadi



Read Statistic: 2

The Use of the Jigsaw Assisted Learning Model to Understanding Mathematical Concepts

279-284

Umi Nurjana, Eleonora Dwi Wahyuni, Ponoarjo Ponoarjo



Read Statistic: 1

Effectiveness of Powtoon Video-Based Learning Media to Improve Students' Mathematical Understanding Ability

285-289

Camelia Prisnianti, Ibnu Sina, Isnani Isnani



Read Statistic: 14

The Effectiveness of Implementing the Process Oriented Guided Inquiry Learning (POGIL) Learning Model to Learning Outcomes in Mathematics

290 - 296

Nurul Widiasih, Munadi Munadi, Eleonora Dwi Wahyuningsih



Read Statistic: 9

Application of the Reciprocal Teaching Approach to Examine Mathematical Communication Skills in Statistical Material in Terms of Student Mathematical Abilities

297 - 302

Dewi Ayu Fitriyana, Paridjo Paridjo, Munadi Munadi



Read Statistic: 0

Mathematical Literacy Ability of Students in Discovery Learning Viewed from the Existence of Learning Media

303-309

Muhammad Ghozali, Munadi Munadi, Paridjo Paridjo



Read Statistic: 2

Numeration Literacy of 5th Grade Students of SD Negeri Gandasuli 02 Brebes

310 - 314

Ambarwati Nur Syamsiyah, M. Shaefur Rokhman, Munadi Munadi



Read Statistic: 11

Optimization of Numeracy Learning in Elementary Schools through Innovation in the Development of Construct 2-Based Game "Fish Math"

 315-321

 Nur Isma Sabilla, Ahmadi Ahmadi, M. Shaefur Rokhman

 Read Statistic: 17



Improving Students' Mathematical Reasoning Ability through LKPD (Student Work Sheets) in Flat Sided Spaces Materials

 322-328

 Dicky Wachyudi, Dian Nataria Oktaviani, Ahmadi Ahmadi

 Read Statistic: 4



The Effect of Differentiated Learning Models Assisted with Images to Improve Students' Understanding of Mathematics

 329-333

 Rio Budy Kusuma, Eleonora Dwi Wahyuni, Isnani Isnani

 Read Statistic: 4



The Effectiveness of Application of Numbered Head Together on Students' Mathematical Learning Motivation in View of Gender

 334-339

 Salma Aulia Rahma, Ponoarjo Ponoarjo, Eleonora Dwi Wahyuningsih

 Read Statistic: 2



The Influence of Problem Based Learning Assisted Monster Math Game in Solving Calculating Problems

 340 - 344

 Sherina Anggita Putri, Ahmadi Ahmadi, Dian Nataria Oktaviani

 Read Statistic: 2



Student's Mathematical Problem Solving Ability in the High Category Assisted with Animation Video Media

 345 - 348

 Siska Hesti, Ibnu Sina, Eleonora Dwi Wahyuningsih

 Read Statistic: 4



The Effect of Learning Barriers on Math Study Achievement

 349 - 353

 David Qolby Ikhsanul Akbar, Isnani Isnani, Paridjo Paridjo

 Read Statistic: 7



The Implementation of Student Teams Achievement Division Learning Model Assisted By Question Cards and Students' Mathematical Literacy Skills

 354 - 358

 Lu'lu Finisa, M. Shaefur Rokhman, Ibnu Sina

 Read Statistic: 1



Efforts to Improve the Ability to Understand Mathematical Concepts of Grade VIII Junior High School Students through the Development of LKPD Based on a Contextual Approach to Opportunity Material

359 - 367

Windy Ayu Anjani, Dian Nataria Oktaviani, Ahmadi Ahmadi



Read Statistic: 1

Implementation of the Project to Strengthen the Profile of Pancasila Students as an Effort to Grow the Entrepreneurial Soul in Vocational School Negeri 2 Adiwerna

368 - 371

Erlen Intan Anindya, Wahyuono Wahyuono, Tity Kusrina



Read Statistic: 5

Rural Community Awareness of Higher Education for Women in Pemalang District

372 - 377

Devika Ayuning Tias, R Samidi, Wahyu Jati Kusuma



Read Statistic: 0

Evaluation of Teacher Competencies in the Era of Independent Curriculum in the Subject of Pancasila and Citizenship in Class 10 SMA Negeri 3 Slawi

378 - 383

Ismi Latifah, Wahyu Jati Kusuma, Subiyanto Subiyanto



Read Statistic: 6

Improving the Quality of Children's Character Education through the Role of Parents in the Family in the Randugunting Village Environment Tegal City

384 - 388

Anggraeni Nur Oktaviani, Fitriyanto Fitriyanto, Subiyanto Subiyanto



Read Statistic: 0

Implementation of Mutual Cooperation Value in Kuta Village, Belik Sub-District, Pemalang District

389 - 393

Nurbaeti Nurbaeti, R. Samidi R. Samidi, Munthoha Nasuha



Read Statistic: 0

Establishing Student Leadership Character through Intra-School Student Organization (OSIS) at YPT Vocational School, Tegal City

394 - 397

Frischa Indah N.O, Munthoha Nasuha, Wahyuono Wahyuono



Read Statistic: 2

Village Government's Strategy in Developing the Potential of the Village for Religious Tourism the Tomb of Syekh Maulana Mimbar in Padakaton Village Ketangungan District Brebes District

398 - 402

Lina Nuril Istiqomah, Fitriyanto Fitriyanto, Munthoha Nasuha



Read Statistic: 1

THE IMPLEMENTATION OF STUDENT TEAMS ACHIEVEMENT DIVISION LEARNING MODEL ASSISTED BY QUESTION CARDS AND STUDENTS' MATHEMATICAL LITERACY SKILLS

Lu'lu Finisa¹, M. Shaefur Rokhman², Ibnu Sina³

^{1,2,3} *Mathematics Education Universitas Pancasakti Tegal*

Email : lulufinisa2002@gmail.com¹, saefur98@gmail.com², ibnusinaupstegal@gmail.com³

Abstract

Mathematical literacy skills have a very important role in education. This study aims to determine the differences in students' mathematical literacy skills using Student Teams Achievement Division assisted by question cards and conventional learning models. This type of research is experimental research with a quantitative approach. The population in this study were VIII grade students of SMP Negeri 2 Warureja. The sample was taken by cluster random sampling and three classes were selected, namely experimental class, control class and instrument trial class. Data collection methods were observation, interview, test, and documentation. Data analysis technique using independent sample t test. The results stated that there were differences in students' mathematical literacy skills by using the Student Teams Achievement Division learning model assisted by question cards and conventional learning models.

Keywords: Question cards, mathematical literacy skills, Student Teams Achievement Division

INTRODUCTION

Mathematical literacy is an important cornerstone in education because it not only helps students understand mathematical concepts, but also develops critical thinking skills, problem-solving skills, and preparation for the challenges of a modern world that is increasingly dependent on data and analysis. Literacy is one of the 21st century skills needed by students in the current era of modern education, especially mathematical literacy (Hamidah & Widodo, 2022, p. 722). Mathematical literacy is the skill of students in interpreting information from recognizing, understanding problem situations, and making decisions about how to solve these problems (Mahdiansyah & Rahmawati, 2014, p. 455). Mathematical literacy is not just mastering mathematical formulas and concepts, but also shaping the character of students who are ready to face the challenges of the modern world. Through a deep understanding of problem situations, critical thinking skills, cooperation, perseverance, and data literacy, students will have a strong foundation to face the changing times and contribute positively in an increasingly complex society

The achievement of student literacy skills in Indonesia, one of which is mathematical literacy skills from the Programme for International Student Assessment (PISA), a study organized by the Organization for Economic Co-Operation and Development (OECD). The OECD conducts international studies to assess the basic literacy levels of 15-year-old students in reading, math, and science. PISA is held at three-year intervals and Indonesia has participated in seven PISA cycles since (Pusat Penelitian Kebijakan, 2021, p. 2). The results of Indonesian students' rankings in OECD PISA scores from 2000 to 2018 indicate that Indonesian students' mathematics scores are quite far below the average score This indicates that the mathematical literacy of Indonesian students still needs to be further improved (Mahdiansyah & Rahmawati, 2014, p. 455). Indonesian students' mathematics scores, which are consistently below the OECD PISA average, represent a huge challenge in the education system. Literacy skills need to be developed through various approaches and methods because in today's global era, the skills of understanding information analytically and critically are very important demands (Fatahillah & Amorie, 2022, p. 111).

Based on the results of interviews with one of the mathematics teachers at SMP Negeri 2 Warureja, namely Mrs. Hamimatul Azkiya S.Pd., the mathematical literacy skills of VIII grade students at SMP Negeri 2 Warureja still tend to be lacking, this can be seen from students who still have difficulty solving story problems and student exam results which show that the average is still below the minimum standard. As for the mathematics learning process, it still uses a conventional learning model

From the low literacy skills of students, the factors that influence students' mathematical literacy skills, according to Wilkin, Zembilas, and Travers (2002) as cited in (Mahdiansyah & Rahmawati, 2014, p. 455) are (1) personal variables such as age, motivation, previous achievement, self-concept; (2) instructional variables such as intensity, quality, and teaching methods; and (3) environmental variables such as conditions at home, teacher conditions, class, school, learning friends, and learning media. In the context of mathematics learning, an effective classroom condition is the selection of the right learning model, which can help create effective learning. In addition, the role of the teacher is also very significant in learning activities. Teachers must be able to develop learning models and use learning media that attract students' attention because in the learning process there is interaction between teachers and students through communication

If teachers keep using a lecture-based learning approach that only focuses on transferring information from the teacher without giving students the opportunity to actively participate, and rarely use discussion methods, then students who have limited understanding of learning materials will continue to have difficulties in understanding the concept. Therefore, it is necessary to change the learning model to encourage students' active participation, including involving them in group learning, in order to improve their understanding in the learning process in the classroom (Zulfaningrum, 2021, p. 485). One of the strategies to solve this problem is to use a student-centered learning model, which is cooperative learning model. According to Arends in (Kusuma, 2017, p. 89) one of the important aspects of cooperative learning is that this model is supports increased collaborative behavior and more positive interactions among students, while simultaneously assisting them in achieving academic results. Cooperative learning is learning in groups so that student cooperation and interaction occur in the learning process so that learning achievement increases (Amin et al., 2020, p. 222).

The Student Teams Achievement Division (STAD) learning model is one of the cooperative type learning models that provides opportunities for teams to learn concepts and skills together in groups. Basically, each student has diverse capabilities. Involving students in group learning can increase self-confidence and facilitate accepting and appreciating the opinions of classmates (Zulfaningrum, 2021, p. 485). With the Student Teams Achievement Division learning model that encourages students to work together in groups, in these groups, students discuss with each other, share their understanding, and help each other in understanding mathematical concepts. Through this collaboration, students can develop critical thinking skills and understand math more deeply. Each team member has the responsibility to understand and explain mathematical concepts to their team members. This encourages students to play an active role in the learning process and learn the material individually. Students' mathematical literacy skills can develop through individual efforts in understanding and explaining concepts to their team members

Besides the learning model, the use of the proper media becomes the unique combination that can provide deeper meaning in the learning process. One of the media that can help is card media (Kusuma, 2017, p. 34). These question cards contain a set of questions related to the learning material, which are displayed in the card shape. The use of question cards is adopted as a variation in the task. The application of question cards can stimulate students' enthusiasm in participating in the learning process. The existence of question cards invites students to work on questions while collaborating with their groups, so as to develop students' understanding of the material taught by the teacher (Nada et al., 2020). When using question cards in learning, students are invited to discuss and interact with their group members. This process allows them to talk about their understanding of the problem and the strategies used in finding solutions. Communicating about mathematics helps students construct arguments and articulate their ideas clearly, which is an important aspect of mathematical literacy.

The purpose of this study was to determine the differences in students' mathematical literacy skills using Student Teams Achievement Division assisted by question cards and conventional learning

METHODOLOGY

The method used in this research is a quantitative method. This research is an Experimental research. In this experimental research there are three classes, which are experimental class, control class and trial class. The experimental class received treatment during mathematics learning by using the Student Teams Achievement Division learning model assisted by question cards, while the control class used a conventional learning model and the trial class as a trial class for the research instrument. The research design or pattern of this study is by using a pre-test post-test control group design. The pre-test post-test control group design table is shown as below

Table 1. Research Design

<i>Pre-test</i>	<i>Treatment</i>	<i>Post-test</i>
O_1	X_1	O_3
O_2	X_2	O_4

Notes:

O_1 dan O_2 : Both groups were given a pre-test

X_1 : Division Experimental group with Student Teams Achievement Division model

X_2 : Control group with conventional learning model

O_3 dan O_4 : Both groups were given a post-test

In this study there are two types of variables, namely the independent variable and the dependent variable. The independent variable is the Student Teams Achievement Division learning model assisted by question cards as X and the dependent variable is the students' mathematical literacy skills as Y

This research was conducted in class VIII even semester of 2022/2023 SMP Negeri 2 Warureja. Sampling by means of cluste random sampling, namely drawing from all classes to take three classes. Of the 10 classes, three classes were selected, that is, class VIII G as an experimental class totaling 31 students, class VIII H totaling 32 students as a control class, and class VIII A totaling 31 students as a trial class. The topic material taught in this study was statistics

The data collection methods in this study are: (1) Test. The tests used in this study were pre-test and post-test were conducted to determine students' mathematical literacy skills. The test consisted of 10 essay questions. With indicators of mathematical literacy skills used are indicators according to PISA, which are (a) communication, (b) devising strategies for solving problems, (c) mathematizing, and (d) reasoning and argument. Before the test, the test instrument that has been made needs to be tested for validity, reliability, differentiability, and difficulty test. If the question results are valid, good reliability, and have good differentiation, the instrument is ready to use, (2) Observation, conducted to obtain supporting data about the description of the research location, student conditions, facilities and infrastructure, and study schedules, (3) Interviews, conducted to complement and strengthen the data obtained by researchers from observation and documentation techniques, (4) Documentation, used to obtain data directly from the research site. In this case, the documentation needed in this study is data about teachers, and students and photos during research time learning.

Data analysis in this study using the independent sample t test, the reason for this technique is to test the difference between students' mathematics literacy skills using the Student Teams Achievement Division learning model assisted by problem cards and conventional learning models before treatment and after treatment. Parametric prerequisite tests are carried out first before data analysis. The prerequisite test consists of normality test, homogeneity test, sample equality test. While hypothesis testing uses independent sample t test.

RESULTS

This research uses Student Teams Achievement Division learning model assisted by question cards which is a cooperative type learning model. Through cooperative learning, students are given the opportunity to interact, discuss, and help each other in understanding the material. They can exchange ideas, solve problems, and work together. In learning groups, students can support each other, clarify concepts, and gain a better understanding through discussion. According to Jhonson, the main objective of cooperative learning is to optimize students' learning process to improve academic achievement and understanding, both on an individual and group scale (Ariani & Agustini, 2018, p. 66).

Mentioned by Slavin that the main idea of the Student Teams Achievement Division learning model is to motivate students to encourage each other in mastering the material. The Student Teams Achievement Division learning model can create a learning atmosphere so as to create active, innovative, and creative learning for students so that it can also increase students' enthusiasm for learning so that it will affect students' abilities (Nikmah et al., 2016, p. 55)

This study aims to determine the differences in students' mathematical literacy skills with the Student Teams Achievemnt Division model assisted by question cards and conventional learning models. In the Student Teams Achievement Division model emphasizes teamwork, this is what requires students to be able to help each other, motivate and provide opportunities to be able to learn

together, that is, share knowledge and opinions, listen to each other and motivate each other,. this form of cooperation is realized in learning teams consisting of four to five students of academic ability, gender, and ethnic race. Its function is to be able to work together and help each other in completing tasks and in mastering the material. Because fellow students have the same language, level of intellectual development and experience of closeness that can make students easier to understand the material (Nikmah et al., 2016, p. 55). In contrast to the control class which was taught using a conventional learning model, in the conventional learning model, the process of learning generally takes place in one way, which is only the transfer of knowledge and others from teachers to students. This process is built on the assumption that students are likened to a white canvas so that the teacher must fill in the white canvas. This kind of learning system can also be called banking concept (Helmiati, 2012, p. 121) By using conventional learning models, students become passive and if used for too long it will be boring and monotonous so it is less effective if used continuously. This can result in a lack of student understanding of the material being taught.

The results of the independent sample t test before treatment showed that there was no difference in the average pre-test scores of the experimental and control classes. This shows that the mathematical literacy skills of students in both classes before treatment are equal with the value of $t_{STATISTIC} < t_{\frac{\alpha}{2},n-2}$ is $1,413 > 2$

Table 2. Pre-test independent sample t-test results

Class	N	Mean	$t_{statistic}$	$t_{\frac{\alpha}{2},n-2}$	Description
Experiment	31	43,161	1,413	1,697	H_0 rejected
Control	32	39,875			

he results of the independent sample t test after treatment in the experimental and control classes show that the value of $t_{statistic} > t_{table}$ is $5,651 > 2,000$ then H_0 is rejected, meaning that there is a difference in students' mathematical literacy skills with the Student Teams Achievement Division learning model assisted by question cards and conventional learning models..

Table 3. Post-test independent sample t-test results

Class	N	Mean	$t_{statistic}$	$t_{\frac{\alpha}{2},n-2}$	Description
Experiment	31	73,097	9,101	1,697	H_0 rejected
Control	32	59,687			

The test results after being given treatment show that there is a difference between students' mathematical literacy skills using the Student Teams Achievement Division learning model assisted by question cards and conventional learning models. It can be seen that the experimental class average is 73.097 greater than the control class average which is 59.687 so that the Student Teams Achievement Division learning model assisted by question cards is better than the conventional learning model

CONCLUSIONS

Based on the results of the analysis and discussion, it can be concluded that there are differences in students' mathematical literacy skills using the Student Teams Achievement Division learning model and conventional learning models.

Based on the above conclusions, suggestions are proposed that can use other media assistance considering there are many media that can be used so that the learning process is more enjoyable in order to improve mathematical literacy skills

REFERENCES

Amin, M. K., Isnani, I., & Paridjo, P. (2020). Meta Analisis Pengaruh Cooperative Learning terhadap Prestasi Belajar Matematika. *PRISMA, Volume 9, No. 2*, 222.

Ariani, T., & Agustini, D. (2018). Model Pembelajaran Student Team Achievement Division (STAD) dan Model Pembelajaran Teams Games Tournament (TGT): Dampak terhadap Hasil Belajar Fisika. *Science and Physics Education Journal (SPEJ)*, 1(2), 65–77. <https://doi.org/10.31539/spej.v1i2.271>

- Fatahillah, F., & Amorie, J. (2022). Penggunaan Buku Ajar Dalam Meningkatkan Kemampuan Literasi Kewarganegaraan Siswa SD Kelas Rendah. *Journal of Elementary School Education, Vol. 2, No. 2.*
- Hamidah, D. T., & Widodo, A. N. A. (2022). Analisis Kemampuan Literasi Matematis Siswa Berdasarkan Studi Pisa Konten Perubahan Dan Hubungan (Change And Relationship). *Jurnal Dialektika Program Studi Pendidikan Matematika, 9(2), Article 2.*
- Helmiati, H. (2012). *Model Pembelajaran*. Aswaja Pressindo.
- Kusuma, S. B. M. (2017). Pengaruh Aktivitas Matematik Siswa terhadap Kemampuan Literasi Matematika dalam Pembelajaran Model STAD Berbantuan Kartu Literasi. *PRISMA, Prosiding Seminar Nasional Matematika, 88–94.*
- Mahdiansyah, M., & Rahmawati, R. (2014). Literasi Matematika Siswa Pendidikan Menengah: Analisis Menggunakan Desain Tes Internasional dengan Konteks Indonesia. *Jurnal Pendidikan dan Kebudayaan, 20(4), Article 4.* <https://doi.org/10.24832/jpnk.v20i4.158>
- Nada, L. Q., Salsabila, W. T., & Susilawati, S. (2020). Efektivitas Pembelajaran STAD Berbantuan Kartu Soal Pada Materi Komposisi Fungsi Untuk Menumbuhkan Literasi Matematika. *SEMINAR NASIONAL PENDIDIKAN MATEMATIKA, VOL 1 NO 1.*
- Nikmah, E. H., Fatchan, A., & Wirahayu, Y. A. (2016). Model Pembelajaran Student Teams Achievement Divisions (STAD), Keaktifan Dan Hasil Belajar Siswa. *Jurnal Pendidikan Geografi.*
- Pusat Penelitian Kebijakan. (2021, April). *Meningkatkan Kemampuan Literasi Dasar Siswa Indonesia Berdasarkan Analisis Data PISA 2018.*
- Zulfaningrum, R. (2021). Implementasi Model Pembelajaran STAD (Student Teams Achievement Division) untuk Meningkatkan Kemampuan Numerasi Siswa di Masa Pandemi COVID-19. *Prosiding Seminar Nasional Hasil Pelaksanaan Program Pengenalan Lapangan Persekolahan, Vol 2 No 1.*