

DAFTAR PUSTAKA

- A.M, Sardiman. 2012. *Interaksi dan Motivasi Belajar Mengajar*. Jakarta: Rajawali Press.
- Arikunto, Suharsimi. 2016. *Prosedur Penelitian Suatu Pendekatan Praktek*. Jakarta: Reneka Cipta.
- Astutik K.F; Roesminingsih E; Sumbawati M.S. 2021. Kepemimpinan Partisipatif, Budaya Sekolah serta Pengaruhnya terhadap Kompetensi Pedagogik Guru Sekolah Dasar. *Jurnal Ilmiah Mandala Education*, Volume 7, Nomor 2, 19-24.
- Azwar S. 2016. *Metode Penelitian*. Yogyakarta: Pustaka Pelajar.
- Bano Y.H. 2018. Meningkatkan Kompetensi Pedagogik Guru Melalui Supervisi Akademik di SMP Negeri 12 Gorontalo. *JPs: Jurnal Riset dan Pengembangan Ilmu Pengetahuan*, Volume 03, Nomor 2, 214-225.
- Creswell, John W. 2017. *Research Design Pendekatan Kualitatif, Kuantitatif, dan Mixed*. Yogyakarta: Pustaka Pelajar.
- Daryono. 2016. *Manajemen Sumber Daya Manusia*. Jakarta: Bumi. Aksara.
- Depdiknas. 2008. *Bahan Belajar Mandiri, Pengelolaan Kualitas KKG/ MGMP. Paket Pembelajaran BERMUTU Better Education Through Reformed Management and Universal Teacher Upgrading*. Jakarta: Direktorat Pembinaan Pendidikan dan Pelatihan Direktorat Jenderal Peningkatan Mutu Pendidik dan Tenaga Pendidikan Departemen Pendidikan Nasional.
- Depdiknas. 2010. *Rambu-Rambu Pengembangan Kegiatan KKG dan MGMP* Jakarta: Direktorat Jenderal Peningkatan Mutu Pendidikan dan Tena Tenaga Kependidikan Direktorat Jenderal Pendidikan Tinggi Kementerian Pendidikan Nasional.
- Direktorat Jenderal Peningkatan Mutu Pendidik Dan Tenaga Kependidikan Direktorat Jenderal Pendidikan Tinggi Kementerian Pendidikan Nasional. 2010. *POS Penyelenggraan KKG MGMP*.
- E. Mulyasa. 2012. *Manajemen & Kepemimpinan Kepala madrasah*. Jakarta: PT Bumi Aksara.
- Gopang I.B. 2016. Teacher Education and Professional Development Programs in Pakistan. *International Journal of Research in Teacher Education*, Volume 7, Nomor 1, 1-14.
- Guntur, M; Matsum J.H; Achmadi. 2017. Pengaruh MGMP Ekonomi terhadap Kompetensi Pedagogik dan Profesional Guru SMAN Kubu Raya. *Jurnal Pendidikan dan Pembelajaran Untan*, Volume 6, Nomor 1.
- Habibi B; Hartinah, S; Umam R; Syazali M; Lestari F; Abdurrahman A; Jauhariyah D. 2019. Factor determinants of teacher professionalism as development of student learning education at school of SMK PGRI in Tegal City, Indonesia. *Journal of Gifted Education and Creativity*, 6(2), 125-134.

- Hakim, Lukman. 2016 Budaya Organisasi Islami sebagai Upaya Meningkatkan Kinerja, *Jurnal Iqtishadia*.
- Kasmi. 2018. Meningkatkan Kompetensi Pedagogik Guru: Menyusun Rencana Pelaksanaan Pembelajaran (RPP). *Jurnal Global Edukasi*, Volume 2, Nomor 3, 211-216.
- Kompri. 2015. *Motivasi Pembelajaran Perspektif Pendidik dan Peserta didik*. Bandung: PT Remaja Rosdakarya Offset
- Kuswandari, Diah Rini. 2022. Pengaruh Supervisi Akademik Kepala Sekolah Dan Budaya Organisasi Terhadap Guru Sekolah Dasar Negeri di Koordinator Satuan Pendidikan Kecamatan Semarang Barat. *Jurnal Manajemen Pendidikan (JMP)*. Volume 11 Nomor 2 Agustus 2022.
- Lina, Dewi, 2014. “Analisis Pengaruh Kepemimpinan dan Budaya Organisasi terhadap kinerja Pegawai dengan Sistem Reward sebagai Variabel Moderating,” *Jurnal Riset Akuntansi dan Bisnis*,
- Luthans, Fred. 2015. *Perilaku Organisasi, Edisi Kesepuluh Terjemahan*. Yogyakarta: Andi
- Margono. 2016. *Metodologi Penelitian Pendidikan*. Jakarta :Rineka Cipta.
- Moleong, Lexy J. 2015. *Metodologi Penelitian Kualitatif*. Bandung: PT. Remaja Rosdakarya.
- Muhaimin dkk. 2016. *Manajemen Pendidikan*. Jakarta : Kencana.
- Nurliah; Gunawan; Nongkeng H. 2016. Pengaruh Motivasi Kerja dan Budaya Sekolah terhadap Kompetensi Guru Madrasah di Kecamatan Somba Opu Kabupaten Gowa. *Jurnal Mirai Management*, Volume 1 Nomor 1, 42-49.
- Nursaodah. 2022. Pengaruh Supervisi Akademik Dalam Meningkatkan Kompetensi Pedagogik Guru. *Jurnal Hurriah: Jurnal Evaluasi Pendidikan dan Penelitian*. Vol. 3, No. 3, Sep 2022, hal. 28-42
- Palupi Tri Widiastuti. 2011. Peranan Kegiatan Musyawarah Guru Mata Pelajaran (MGMP) Sosiologi-Antropologi Kota Semarang Dalam Meningkatkan Profesionalisme Guru Mata Pelajaran Sosiologi di Kota Semarang. Skripsi, Semarang: Universitas Negeri Semarang.
- Pathan. 2019. Upaya Peningkatan Kompetensi Guru dalam Melaksanakan Pembelajaran Melalui Supervisi Akademik di SMA Negeri 1 Montong Gading Semester I Tahun Pelajaran 2018-2019. *Journal Ilmiah Rinjani: Universitas Gunung Rinjani*, Volume 7, Nomor 1, 137-147.
- Robbins, Stephen P. 2014. *Teori Organisasi: Struktur, Desain dan Aplikasi*. Diterjemahkan ke dalam bahasa Indonesia oleh Yusuf Udaya. Jakarta: Arcan
- Rajbhandari, M.M.S; Rajbhandari S; Loock, C; Du Plessis, P (2017). Enriching School Culture and Climate Through Leadership in Collectivistic Educational Settings: Cases From Nepal and South Africa. *International Journal of Educational Sciences*, Volume 18, Number 1-3, 2017, page 134-146.

- Siswanto; Suyanto. 2018. *Metodologi Penelitian Kuantitatif Korelasional*. Klaten: Bossscript.
- Soekanto, Soerjono. 2013. *Sosiologi Suatu Pengantar*. Jakarta : Rajawali.
- Soetopo, Hendyat. 2016. *Perilaku Organisasi*. Bandung : Remaja Rosdakarya,
- Soro, Suharyanto H. 2022. Manajemen Supervisi Akademik Dalam Meningkatkan Kompetensi Pedagogik Guru Di SDN Dewi Sartika CBM Kota Sukabumi. *Jurnal Pendidikan Guru Sekolah Dasar*. Volume 11 Nomor 6 Desember 2022
- Sudjana. 2014. *Metode Statistika*, Bandung: Penerbit Tarsito.
- Sugiyono. 2019. *Metode Penelitian Kuantitatif, Kualitatif dan R & D*. Bandung: Alfabeta.
- Sugono, Dedi. 2018. *Kamus Besar Bahasa Indonesia Pusat Bahasa*. Jakarta: PT Gramedia Pustaka Utama.
- Sukardi, H.M. 2015. *Metode Penelitian Pendidikan Tindakan Kelas Implementasi dan Pengembangannya*. Jakarta: Bumi Aksara.
- Suliyanto. 2018. *Metode Penelitian Bisnis: Untuk Skripsi, Tesis & Disertasi*. Yogyakarta: Andi.
- Supardi, 2015. *Sekolah Efektif : Konsep Dasar dan Prakteknya*. Jakarta : Rajawali.
- Suponco, P. 2018. Kepemimpinan Partisipatif Kepala Sekolah dan Kompetensi Guru serta Pengaruhnya terhadap Mutu Pendidikan. *Edum Journal*, Volume 1, Nomor 2, 90–95.
- Suranto. 2017. Budaya Organisasi Sekolah Dalam Mencapai Prestasi : Studi Kasus di SMP Negeri 1 Sukoharjo Perspektif Naturalistik. *Jurnal Ilmiah Mahasiswa Pascasarjana Manajemen Sistem Pendidikan*.
- Suryosubroto. 2010. *Proses Belajar Mengajar di Sekolah*, Jakarta: PT. Rineka Cipta.
- Susanto, A. B. 2017. *Manajemen dan Persaingan Bisnis: Budaya Perusahaan*. Jakarta: Elex Media Komputindo
- Suwartono. 2014. *Dasar-Dasar Metodologi Penelitian*. Yogyakarta: Penerbit Andi.
- Tanzeh, Ahmad. 2015. *Metodologi Penelitian Praktis*. Yogyakarta: Teras.
- Tyagita B.P.A. 2018. Strategi Peningkatan Kompetensi Pedagogik Guru Untuk Meningkatkan Mutu Sekolah. *Kelola: Jurnal Manajemen Pendidikan*, Volume 5, Nomor 2, 165-176.
- Udin Syaefudin Saud. 2013. *Pengembangan Profesi Guru*, Bandung: Alfabeta.
- Zumfiardi. 2018. Pengaruh Pembinaan Pengawas dan Kegiatan MGMP terhadap Kemampuan Guru PAI dalam Melaksanakan Kurikulum 2013. *Turast: Jurnal Penelitian dan Pengabdian*, Volume 6, Nomor 1, 79-91.

LAMPIRAN

Lampiran 1**ANGKET/KUESIONER
TRYOUT****A. Pengantar**

Guna menyelesaikan Tesis berjudul “Analisis Pengaruh Partisipasi MGMP, Supervisi Akademik, dan Budaya Organisasi Sekolah terhadap Kompetensi Pedagogik Guru IPS SMP Negeri di Kabupaten Tegal”, maka saya membutuhkan data yang berkaitan dengan penelitian tersebut.

Kuesioner ini hanya untuk kepentingan ilmiah, tidak terkait dengan penilaian yang bersifat kedinasan atau penilaian kinerja apapun, oleh karena itu jawaban Anda dijamin kerahasiaannya. Isilah kuesioner ini dengan sejujurnya sesuai kondisi yang ada.

Atas kesediaan dan kerjasamanya saya sampaikan terima kasih.

Tegal, Oktober 2023
Peneliti

Titin Widiastuti
NPM. 7320800090

B. Identitas Guru

1. Nama :
2. Jenis Kelamin :

C. Petunjuk Pengisian

Berikan jawaban Anda dengan memberi tanda centang (√) pada salah satu alternatif jawaban yang telah tersedia dalam kolom.

Keterangan :

SS : Sangat Setuju, jika pernyataan itu sangat setujudengan kondisi Anda

S : Setuju, jika pernyataanitu setujudengan kondisi Anda

KS : Kurang Setuju, jika pernyataanitu kurang setuju dengan kondisi Anda

TS : Tidak Setuju, jika pernyataan itu tidak setuju dengan kondisi Anda

D. Pernyataan-Pernyataan

1. Partisipasi MGMP

No.	Pernyataan	Jawaban Responden			
		SS	S	KS	TS
1	Dalam MGMP IPS ada arahan terhadap anggotanya agar mengerti terhadap fungsi masing-masing dalam keorganisasian.				
2	Dalam MGMP IPS saya terlibat untuk ikut mengarahkan anggota lain agar mengerti terhadap fungsi masing-masing dalam keorganisasian.				
3	Anggota lain mengikuti arahan orang lain.				
4	Dalam MGMP IPS ada sikap-sikap yang harus diserasikan antara anggota satu dengan anggota yang lain.				
5	Dalam MGMP IPS saya terlibat untuk ikut mensesuaikan sikap-sikap antara anggota satu dengan anggota yang lain.				
6	Ada ketidakserasian sikap di antara para anggota MGMP IPS.				
7	Dalam kegiatan MGMP IPS seringkali dijumpai permasalahan-permasalahan baik organisatoris maupun terkait dengan pembelajaran IPS.				
8	Terhadap permasalahan-permasalahan diperlukan keputusan yang memerlukan masukan dari para anggota.				
9	Saya tidak ikut serta dalam membantu untuk membuat suatu keputusan terhadap persoalan yang sedang dihadapi MGMP IPS.				
10	Seringkali ada interaksi saling bertukar ide antar anggota MGMP dalam menyelesaikan suatu persoalan.				
11	Ada beberapa anggota MGMP IPS yang tidak mau terlibat dalam pertukaran ide pada penyelesaian masalah.				
12	Saya tidak ikut aktif dalam memberikan ide pada setiap persoalan pada MGMP IPS.				
13	Meskipun tidak terlibat dalam kepengurusan, namun setiap anggota berhak memberikan usul ataupun ide dalam penyelesaian persoalan MGMP IPS.				
14	Keseluruhan anggota memiliki kewenangan				

No.	Pernyataan	Jawaban Responden			
		SS	S	KS	TS
	yang sama dalam menyampaikan pendapat.				
15	Saya pernah mengalami pendapat saya tidak dianggap dalam kegiatan MGMP IPS.				
16	Saya memiliki kewenangan untuk mengambil keputusan dalam MGMP IPS.				
17	Saya tetap memperhatikan aspirasi anggota dalam setiap pengambilan keputusan pada kegiatan MGMP IPS.				
18	Saya pernah mengalami kesulitan dalam mengambil keputusan dalam kegiatan MGMP IPS.				

2. Supervisi Akademik

No.	Pernyataan	Jawaban Responden			
		SS	S	KS	TS
1	Saya merasa lebih percaya diri dalam menerapkan strategi baru yang saya pelajari dari pembinaan dalam pembelajaran sehari-hari di kelas.				
2	Saya merasa bahwa pembinaan masih kurang meningkatkan pemahaman saya tentang perkembangan terbaru dalam pendidikan.				
3	Kerjasama yang kuat antara guru dan staf sekolah sangat penting dalam mencapai keberhasilan program pendidikan di sekolah ini.				
4	Komunikasi antara guru dan staf sekolah kurang lancar dalam mendukung pelaksanaan program pendidikan.				
5	Kepala sekolah/bagian kurikulum secara rutin membina guru dalam memperbaharui program pembelajaran.				
6	Guru tidak merasakan manfaat dari supervisi akademik dalam upaya membina guru memperbaharui program pembelajaran.				
7	Kepala sekolah/bagian kurikulum secara rutin membina guru dalam mengembangkan bahan instruksional.				
8	Guru merasakan bahwa supervisi akademik dalam upaya membina guru mengembangkan				

No.	Pernyataan	Jawaban Responden			
		SS	S	KS	TS
	bahan instruksional tidak bermanfaat.				
9	Kepala sekolah/bagian kurikulum secara rutin membina guru dalam memilih bahan ajar.				
10	Guru tidak merasa supervisi akademik bermanfaat dalam upaya membina guru memilih bahan ajar.				
11	Kepala sekolah/bagian kurikulum secara rutin membina guru dalam mengembangkan media pembelajaran.				
12	Manfaat dari supervisi akademik dalam upaya pengembangan media pembelajaran tidak dirasakan oleh guru.				
13	Kepala sekolah/bagian kurikulum secara rutin membina guru dalam menentukan strategi/metode pembelajaran.				
14	Manfaat dari supervisi akademik dalam menentukan strategi/metode pembelajaran tidak dirasakan oleh guru.				
15	Kepala sekolah/bagian kurikulum secara rutin membina guru dalam melaksanakan perbaikan dalam hal perencanaan.				
16	Kemampuan dalam adaptasi rencana jika ada perubahan atau tantangan yang muncul saja				
17	Peningkatan dalam metode pembelajaran terlihat dalam respons positif dari siswa				
18	Kepala sekolah/bagian kurikulum secara rutin membina guru dalam melakukan perbaikan evaluasi pengajaran.				

3. Budaya Organisasi Sekolah

No.	Pernyataan	Jawaban Responden			
		SS	S	KS	TS
1	Budaya organisasi menciptakan lingkungan yang merangsang perkembangan inisiatif individu				
2	Di sekolah saya, kebebasan yang dimiliki setiap individu dalam mengemukakan pendapat sangat dibatasi.				

No.	Pernyataan	Jawaban Responden			
		SS	S	KS	TS
3	Identitas terhadap organisasi dianggap sebagai elemen kunci dalam mencapai tujuan organisasi				
4	Dalam budaya organisasi, identitas terhadap organisasi dianggap biasa saja, padahal itu sebagai hal yang sangat penting.				
5	Kepala sekolah menjabarkan sasaran dan harapan yang diinginkan visi dan misi sekolah.				
6	Visi dan misi kurang terpapar jelas di setiap sudut sekolah.				
7	Sekolah mendorong unit-unit organisasi untuk bekerja dengan cara yang terkoordinasi.				
8	Sering terjadi miskoordinasi diantara unit-unit kegiatan sekolah.				
9	Kepala sekolah memberikan bantuan dan dukungan yang jelas terhadap guru dalam melaksanakan kegiatan.				
10	Kepala sekolah kurang mensupport kegiatan yang dilakukan oleh guru.				
11	Ada pengawasan langsung terhadap setiap kegiatan.				
12	Kegiatan tidak terkontrol untuk mengendalikan perilaku guru dalam melaksanakan kegiatan.				
13	Ada komunikasi yang dibatasi oleh hierarki kewenangan yang formal.				
14	Hierarki organisasi tidak perlu diperbaiki untuk meningkatkan kualitas komunikasi.				
15	Seluruh guru dianjurkan bersikap inovatif untuk pengembangan sekolah.				
16	Keadilan dalam pemberian imbalan tidak diprioritaskan dalam budaya organisasi				
17	Prinsip senioritas tetap digunakan acuan dalam pemberian imbalan.				
18	Setiap guru didorong untuk mengemukakan konflik di sekolah.				

4. Kompetensi Pedagogik

No.	Pernyataan	Jawaban Responden			
		SS	S	KS	TS
1	Saya mampu memformulasikan tujuan pembelajaran IPS dalam RPP.				

No.	Pernyataan	Jawaban Responden			
		SS	S	KS	TS
2	Peningkatan kemampuan mengatur pembelajaran dianggap sebagai prioritas dalam proses pengajaran.				
3	Keterampilan dalam penyusunan rencana pembelajaran telah menciptakan efektivitas dalam pengajaran.				
4	Pembelajaran yang terstruktur dan terorganisir dihargai oleh siswa.				
5	Dukungan untuk pengembangan kemampuan mengatur pembelajaran yang diberikan secara kurang memadai.				
6	Siswa merasa bahwa pembelajaran diatur dengan baik dan namun kurang sesuai dengan tujuan pembelajaran.				
7	Saya kesulitan dalam memilih sumber belajar/media pembelajaran yang sesuai dengan materi.				
8	Saya mampu membuat kerangka instruksi untuk dilaksanakan peserta didik.				
9	Kerangka instruksi pembelajaran telah dianggap sebagai landasan penting dalam merencanakan pengajaran.				
10	Klaritas dalam kerangka instruksi telah membantu dalam penyampaian materi pembelajaran.				
11	Siswa merasa bahwa panduan dalam kerangka instruksi membantu mereka memahami tujuan pembelajaran.				
12	Untuk perbaikan dan pengembangan kerangka instruksi telah diberikan belum memadai.				
13	Kerangka instruksi dianggap sebagai formalitas dalam mencapai tujuan pembelajaran yang diinginkan.				
14	Kerangka instruksi pembelajaran tidak dibuat secara sistematis.				
15	Saya mampu mengimplementasikan RPP IPS yang saya buat ke dalam proses pembelajaran.				
16	Implementasi pembelajaran telah diperhatikan sebagai tahap penting dalam proses pengajaran.				
17	Penerapan materi pembelajaran telah memengaruhi pengalaman belajar siswa.				
18	Siswa merasa bahwa implementasi				

No.	Pernyataan	Jawaban Responden			
		SS	S	KS	TS
	pembelajaran berkontribusi pada pemahaman mereka terhadap materi.				
19	Dukungan untuk perbaikan dan pengembangan implementasi pembelajaran kurang mengena sasaran.				
20	Implementasi pembelajaran dianggap bukan sebagai kunci penting dalam mencapai tujuan pembelajaran yang diinginkan.				
21	Saya kurang mampu melaksanakan pembelajaran efektif pada mata pelajaran IPS.				
22	Saya mampu merancang alat evaluasi untuk mengukur kemajuan/keberhasilan belajar IPS peserta didik.				
23	Saya dapat berpartisipasi dalam pelatihan atau pengembangan profesional terkait dengan penggunaan instrumen evaluasi pembelajaran.				
24	Kemampuan menggunakan instrumen evaluasi pembelajaran telah dianggap sebagai aspek penting dalam proses pengajaran.				
25	Pelaksanaan instrumen evaluasi pembelajaran telah memengaruhi pemahaman siswa terhadap penilaian.				
26	Siswa merasa bahwa penggunaan instrumen evaluasi kurang membantu mereka memahami kemajuan belajar mereka.				
27	Dukungan untuk perbaikan dan pengembangan kemampuan menggunakan instrumen evaluasi tidak diberikan secara tuntas.				
28	Saya hanya mampu menggunakan satu strategi/metode penilaian untuk memantau kemajuan hasil belajar IPS peserta didik dalam mencapai kompetensi tertentu sebagaimana yang tertulis dalam RPP.				
29	Saya mampu menganalisis hasil belajar peserta didik untuk selanjutnya dilakukan tindakan perbaikan pembelajaran IPS.				
30	Saya merasa nyaman dalam berkolaborasi dengan rekan kerja atau supervisor untuk merencanakan perbaikan pembelajaran.				
31	Kemampuan melakukan perbaikan pembelajaran dianggap sebagai faktor kunci dalam pengembangan pengajaran.				

No.	Pernyataan	Jawaban Responden			
		SS	S	KS	TS
32	Peningkatan perbaikan pembelajaran telah menciptakan dampak positif pada pengalaman belajar siswa.				
33	Siswa merasa bahwa perbaikan pembelajaran belum dapat memahami materi dengan lebih baik.				
34	Kemampuan melakukan perbaikan pembelajaran memiliki tingkat penting yang lebih rendah dalam mencapai tujuan pembelajaran yang diinginkan.				
35	Saya merasa lemah dalam melaksanakan perbaikan pembelajaran terhadap peserta didik yang tidak mencapai KKM IPS.				
36	Saya memanfaatkan berbagai hasil penilaian untuk memberikan umpan balik bagi peserta didik tentang kemajuan belajarnya dan bahan penyusunan rancangan pembelajaran IPS selanjutnya agar peserta didik memiliki penguasaan materi pembelajaran.				
37	Penguasaan materi pembelajaran oleh pengajar telah menciptakan rasa percaya diri dalam proses pengajaran.				
38	Materi pembelajaran yang dikuasai telah menciptakan perbaikan yang signifikan dalam hasil belajar siswa.				
39	Penguasaan materi pembelajaran oleh pengajar telah menciptakan pengalaman belajar yang lebih berorientasi pada siswa				
40	Materi pembelajaran yang dikuasai tidak menciptakan pengalaman pembelajaran yang lebih mendalam.				
41	Materi pembelajaran yang dikuasai telah menciptakan ketidak-efektifan dalam penyampaian pembelajaran.				
42	Saya mengabaikan hasil penilaian sebagai bahan penyusunan rancangan pembelajaran IPS selanjutnya agar peserta didik memiliki penguasaan materi pembelajaran.				
43	Tolok ukur pembelajaran yang saya lakukan adalah pencapaian kompetensi belajar IPS peserta didik secara maksimal.				
44	Kompetensi belajar yang tercapai telah				

No.	Pernyataan	Jawaban Responden			
		SS	S	KS	TS
	menciptakan hasil pembelajaran yang lebih efektif.				
45	Dukungan untuk perbaikan dan pengembangan pencapaian kompetensi belajar telah diberikan secara efektif.				
46	Siswa merasa bahwa ketidakmampuan mencapai kompetensi belajar menghambat motivasi untuk terus belajar.				
47	Ketidakmampuan mencapai kompetensi belajar dianggap sebagai faktor penghambat dalam mencapai tujuan belajar yang diinginkan.				
48	Peserta didik gagal mencapai kompetensi belajar sesuai dengan yang diharapkan.				
49	Dalam pembelajaran sangat diharapkan peserta didik mampu mengaktualisasikan potensi yang dimilikinya.				
50	Kemampuan siswa mengaktualisasikan potensinya dianggap sebagai faktor penting dalam meningkatkan kualitas pembelajaran.				
51	Siswa merasa bahwa kemampuan mereka untuk mengaktualisasikan potensi membantu mereka dalam meraih prestasi akademik yang lebih baik.				
52	Dukungan untuk perbaikan dan pengembangan kemampuan siswa mengaktualisasikan potensinya telah diberikan secara tidak efektif.				
53	Ketidakmampuan siswa untuk mengaktualisasikan potensinya dianggap sebagai indikator utama dalam kurang berkembangnya siswa.				
54	Peserta didik tidak mampu mengaktualisasikan potensi yang dimilikinya.				

ANGKET/KUESIONER PENELITIAN

A. Pengantar

Guna menyelesaikan Tesis berjudul “Analisis Pengaruh Partisipasi MGMP, Supervisi Akademik, dan Budaya Organisasi Sekolah terhadap Kompetensi Pedagogik Guru IPS SMP Negeri di Kabupaten Tegal”, maka saya membutuhkan data yang berkaitan dengan penelitian tersebut.

Kuesioner ini hanya untuk kepentingan ilmiah, tidak terkait dengan penilaian yang bersifat kedinasan atau penilaian kinerja apapun, oleh karena itu jawaban Anda dijamin kerahasiaannya. Isilah kuesioner ini dengan sejujurnya sesuai kondisi yang ada.

Atas kesediaan dan kerjasamanya saya sampaikan terima kasih.

Tegal, Oktober 2023
Peneliti

Titin Widiastuti
NPM. 7320800090

B. Identitas Guru

1. Nama :
2. Jenis Kelamin :

C. Petunjuk Pengisian

Berikan jawaban Anda dengan memberi tanda centang (√) pada salah satu alternatif jawaban yang telah tersedia dalam kolom.

Keterangan :

- SS : Sangat Setuju, jika pernyataan itu sangat setujudengan kondisi Anda
- S : Setuju, jika pernyataanitu setujudengan kondisi Anda
- KS : Kurang Setuju, jika pernyataanitu kurang setuju dengan kondisi Anda
- TS : Tidak Setuju, jika pernyataan itu tidak setuju dengan kondisi Anda

D. Pernyataan-Pernyataan

1. Partisipasi MGMP

No.	Pernyataan	Jawaban Responden			
		SS	S	KS	TS
1	Dalam MGMP IPS ada arahan terhadap anggotanya agar mengerti terhadap fungsi masing-masing dalam keorganisasian.				
2	Dalam MGMP IPS saya terlibat untuk ikut mengarahkan anggota lain agar mengerti terhadap fungsi masing-masing dalam keorganisasian.				
3	Anggota lain mengikuti arahan orang lain.				
4	Dalam MGMP IPS ada sikap-sikap yang harus diserasikan antara anggota satu dengan anggota yang lain.				
5	Dalam MGMP IPS saya terlibat untuk ikut mensesuaikan sikap-sikap antara anggota satu dengan anggota yang lain.				
6	Ada ketidakserasian sikap di antara para anggota MGMP IPS.				
7	Dalam kegiatan MGMP IPS seringkali dijumpai permasalahan-permasalahan baik organisatoris maupun terkait dengan pembelajaran IPS.				
8	Terhadap permasalahan-permasalahan diperlukan keputusan yang memerlukan masukan dari para anggota.				
9	Saya tidak ikut serta dalam membantu untuk membuat suatu keputusan terhadap persoalan yang sedang dihadapi MGMP IPS.				
10	Seringkali ada interaksi saling bertukar ide antar anggota MGMP dalam menyelesaikan suatu persoalan.				
11	Ada beberapa anggota MGMP IPS yang tidak mau terlibat dalam pertukaran ide pada penyelesaian masalah.				
12	Saya tidak ikut aktif dalam memberikan ide pada setiap persoalan pada MGMP IPS.				
13	Meskipun tidak terlibat dalam kepengurusan, namun setiap anggota berhak memberikan usul ataupun ide dalam penyelesaian persoalan MGMP IPS.				
14	Keseluruhan anggota memiliki kewenangan yang sama dalam menyampaikan pendapat.				
15	Saya pernah mengalami pendapat saya tidak				

No.	Pernyataan	Jawaban Responden			
		SS	S	KS	TS
	dianggap dalam kegiatan MGMP IPS.				
16	Saya memiliki kewenangan untuk mengambil keputusan dalam MGMP IPS.				
17	Saya tetap memperhatikan aspirasi anggota dalam setiap pengambilan keputusan pada kegiatan MGMP IPS.				
18	Saya pernah mengalami kesulitan dalam mengambil keputusan dalam kegiatan MGMP IPS.				

2. Supervisi Akademik

No.	Pernyataan	Jawaban Responden			
		SS	S	KS	TS
1	Saya merasa lebih percaya diri dalam menerapkan strategi baru yang saya pelajari dari pembinaan dalam pembelajaran sehari-hari di kelas.				
2	Saya merasa bahwa pembinaan masih kurang meningkatkan pemahaman saya tentang perkembangan terbaru dalam pendidikan.				
3	Kerjasama yang kuat antara guru dan staf sekolah sangat penting dalam mencapai keberhasilan program pendidikan di sekolah ini.				
4	Komunikasi antara guru dan staf sekolah kurang lancar dalam mendukung pelaksanaan program pendidikan.				
5	Kepala sekolah/bagian kurikulum secara rutin membina guru dalam memperbaharui program pembelajaran.				
6	Guru tidak merasakan manfaat dari supervisi akademik dalam upaya membina guru memperbaharui program pembelajaran.				
7	Kepala sekolah/bagian kurikulum secara rutin membina guru dalam mengembangkan bahan instruksional.				
8	Guru merasakan bahwa supervisi akademik dalam upaya membina guru mengembangkan bahan instruksional tidak bermanfaat.				
9	Kepala sekolah/bagian kurikulum secara rutin membina guru dalam memilih bahan ajar.				
10	Guru tidak merasa supervisi akademik bermanfaat				

No.	Pernyataan	Jawaban Responden			
		SS	S	KS	TS
	dalam upaya membina guru memilih bahan ajar.				
11	Kepala sekolah/bagian kurikulum secara rutin membina guru dalam mengembangkan media pembelajaran.				
12	Manfaat dari supervisi akademik dalam upaya pengembangan media pembelajaran tidak dirasakan oleh guru.				
13	Kepala sekolah/bagian kurikulum secara rutin membina guru dalam menentukan strategi/metode pembelajaran.				
14	Manfaat dari supervisi akademik dalam menentukan strategi/metode pembelajaran tidak dirasakan oleh guru.				
15	Kepala sekolah/bagian kurikulum secara rutin membina guru dalam melaksanakan perbaikan dalam hal perencanaan.				
16	Kemampuan dalam adaptasi rencana jika ada perubahan atau tantangan yang muncul saja				
17	Peningkatan dalam metode pembelajaran terlihat dalam respons positif dari siswa				
18	Kepala sekolah/bagian kurikulum secara rutin membina guru dalam melakukan perbaikan evaluasi pengajaran.				

3. Budaya Organisasi Sekolah

No.	Pernyataan	Jawaban Responden			
		SS	S	KS	TS
1	Budaya organisasi menciptakan lingkungan yang merangsang perkembangan inisiatif individu				
2	Di sekolah saya, kebebasan yang dimiliki setiap individu dalam mengemukakan pendapat sangat dibatasi.				
3	Identitas terhadap organisasi dianggap sebagai elemen kunci dalam mencapai tujuan organisasi				
4	Dalam budaya organisasi, identitas terhadap organisasi dianggap biasa saja, padahal itu sebagai hal yang sangat penting.				
5	Kepala sekolah menjabarkan sasaran dan harapan yang diinginkan visi dan misi sekolah.				

No.	Pernyataan	Jawaban Responden			
		SS	S	KS	TS
6	Visi dan misi kurang terpapar jelas di setiap sudut sekolah.				
7	Sekolah mendorong unit-unit organisasi untuk bekerja dengan cara yang terkoordinasi.				
8	Sering terjadi miskoordinasi diantara unit-unit kegiatan sekolah.				
9	Kepala sekolah memberikan bantuan dan dukungan yang jelas terhadap guru dalam melaksanakan kegiatan.				
10	Kepala sekolah kurang mensupport kegiatan yang dilakukan oleh guru.				
11	Ada pengawasan langsung terhadap setiap kegiatan.				
12	Kegiatan tidak terkontrol untuk mengendalikan perilaku guru dalam melaksanakan kegiatan.				
13	Ada komunikasi yang dibatasi oleh hierarki kewenangan yang formal.				
14	Hierarki organisasi tidak perlu diperbaiki untuk meningkatkan kualitas komunikasi.				
15	Seluruh guru dianjurkan bersikap inovatif untuk pengembangan sekolah.				
16	Keadilan dalam pemberian imbalan tidak diprioritaskan dalam budaya organisasi				
17	Prinsip senioritas tetap digunakan acuan dalam pemberian imbalan.				
18	Setiap guru didorong untuk mengemukakan konflik di sekolah.				

4. Kompetensi Pedagogik

No.	Pernyataan	Jawaban Responden			
		SS	S	KS	TS
1	Saya mampu memformulasikan tujuan pembelajaran IPS dalam RPP.				
2	Peningkatan kemampuan mengatur pembelajaran dianggap sebagai prioritas dalam proses pengajaran.				
3	Keterampilan dalam penyusunan rencana pembelajaran telah menciptakan efektivitas dalam pengajaran.				
4	Pembelajaran yang terstruktur dan terorganisir				

No.	Pernyataan	Jawaban Responden			
		SS	S	KS	TS
	dihargai oleh siswa.				
5	Dukungan untuk pengembangan kemampuan mengatur pembelajaran yang diberikan secara kurang memadai.				
6	Siswa merasa bahwa pembelajaran diatur dengan baik dan namun kurang sesuai dengan tujuan pembelajaran.				
7	Saya kesulitan dalam memilih sumber belajar/media pembelajaran yang sesuai dengan materi.				
8	Saya mampu membuat kerangka instruksi untuk dilaksanakan peserta didik.				
9	Kerangka instruksi pembelajaran telah dianggap sebagai landasan penting dalam merencanakan pengajaran.				
10	Klaritas dalam kerangka instruksi telah membantu dalam penyampaian materi pembelajaran.				
11	Siswa merasa bahwa panduan dalam kerangka instruksi membantu mereka memahami tujuan pembelajaran.				
12	Untuk perbaikan dan pengembangan kerangka instruksi telah diberikan belum memadai.				
13	Kerangka instruksi dianggap sebagai formalitas dalam mencapai tujuan pembelajaran yang diinginkan.				
14	Saya mampu mengimplementasikan RPP IPS yang saya buat ke dalam proses pembelajaran.				
15	Implementasi pembelajaran telah diperhatikan sebagai tahap penting dalam proses pengajaran.				
16	Penerapan materi pembelajaran telah memengaruhi pengalaman belajar siswa.				
17	Siswa merasa bahwa implementasi pembelajaran berkontribusi pada pemahaman mereka terhadap materi.				
18	Dukungan untuk perbaikan dan pengembangan implementasi pembelajaran kurang mengena sasaran.				
19	Implementasi pembelajaran dianggap bukan sebagai kunci penting dalam mencapai tujuan pembelajaran yang diinginkan.				
20	Saya dapat berpartisipasi dalam pelatihan atau pengembangan profesional terkait dengan				

No.	Pernyataan	Jawaban Responden			
		SS	S	KS	TS
	penggunaan instrumen evaluasi pembelajaran.				
21	Kemampuan menggunakan instrumen evaluasi pembelajaran telah dianggap sebagai aspek penting dalam proses pengajaran.				
22	Siswa merasa bahwa penggunaan instrumen evaluasi kurang membantu mereka memahami kemajuan belajar mereka.				
23	Dukungan untuk perbaikan dan pengembangan kemampuan menggunakan instrumen evaluasi tidak diberikan secara tuntas.				
24	Saya hanya mampu menggunakan satu strategi/metode penilaian untuk memantau kemajuan hasil belajar IPS peserta didik dalam mencapai kompetensi tertentu sebagaimana yang tertulis dalam RPP.				
25	Saya mampu menganalisis hasil belajar peserta didik untuk selanjutnya dilakukan tindakan perbaikan pembelajaran IPS.				
26	Saya merasa nyaman dalam berkolaborasi dengan rekan kerja atau supervisor untuk merencanakan perbaikan pembelajaran.				
27	Kemampuan melakukan perbaikan pembelajaran dianggap sebagai faktor kunci dalam pengembangan pengajaran.				
28	Peningkatan perbaikan pembelajaran telah menciptakan dampak positif pada pengalaman belajar siswa.				
29	Siswa merasa bahwa perbaikan pembelajaran belum dapat memahami materi dengan lebih baik.				
30	Kemampuan melakukan perbaikan pembelajaran memiliki tingkat penting yang lebih rendah dalam mencapai tujuan pembelajaran yang diinginkan.				
31	Saya merasa lemah dalam melaksanakan perbaikan pembelajaran terhadap peserta didik yang tidak mencapai KKM IPS.				
32	Saya memanfaatkan berbagai hasil penilaian untuk memberikan umpan balik bagi peserta didik tentang kemajuan belajarnya dan bahan penyusunan rancangan pembelajaran IPS selanjutnya agar peserta didik memiliki penguasaan materi pembelajaran.				
33	Penguasaan materi pembelajaran oleh pengajar				

No.	Pernyataan	Jawaban Responden			
		SS	S	KS	TS
	telah menciptakan rasa percaya diri dalam proses pengajaran.				
34	Materi pembelajaran yang dikuasai telah menciptakan perbaikan yang signifikan dalam hasil belajar siswa.				
35	Penguasaan materi pembelajaran oleh pengajar telah menciptakan pengalaman belajar yang lebih berorientasi pada siswa				
36	Materi pembelajaran yang dikuasai tidak menciptakan pengalaman pembelajaran yang lebih mendalam.				
37	Materi pembelajaran yang dikuasai telah menciptakan ketidak-efektifan dalam penyampaian pembelajaran.				
38	Saya mengabaikan hasil penilaian sebagai bahan penyusunan rancangan pembelajaran IPS selanjutnya agar peserta didik memiliki penguasaan materi pembelajaran.				
39	Tolok ukur pembelajaran yang saya lakukan adalah pencapaian kompetensi belajar IPS peserta didik secara maksimal.				
40	Kompetensi belajar yang tercapai telah menciptakan hasil pembelajaran yang lebih efektif.				
41	Dukungan untuk perbaikan dan pengembangan pencapaian kompetensi belajar telah diberikan secara efektif.				
42	Ketidakmampuan mencapai kompetensi belajar dianggap sebagai faktor penghambat dalam mencapai tujuan belajar yang diinginkan.				
43	Siswa merasa bahwa kemampuan mereka untuk mengaktualisasikan potensi membantu mereka dalam meraih prestasi akademik yang lebih baik.				
44	Ketidakmampuan siswa untuk mengaktualisasikan potensinya dianggap sebagai indikator utama dalam kurang berkembangnya siswa.				

**REKAPITULASI UJICOBAN INSTRUMEN VARIABEL SUPERVISI
AKADEMIK "X2"**

NO	Nama Guru	Nomor Butir																		ΣY	Y2
		1	2	3	4	5	6	7	8	9	10	11	12	13	14	15	16	17	18		
1	Airtanto, S.Pd	3	4	4	4	2	4	4	4	2	2	4	4	4	4	4	4	4	4	65	4225
2	Akhmad Sekhu, S.Pd	4	4	4	3	4	3	4	3	3	3	3	3	4	3	4	4	4	4	64	4096
3	Amar Afandi, S.Pd	2	3	2	1	2	3	3	4	2	3	3	4	4	3	3	3	3	3	51	2601
4	Andy Handryani, S.Pd	1	2	1	1	2	3	2	2	2	3	3	3	3	3	3	3	2	3	42	1764
5	Ani Zubaedah, S.Pd	3	3	3	4	3	3	3	2	2	3	3	3	2	2	3	3	2	3	50	2500
6	Anita Puspitasari	3	3	2	4	3	3	3	3	2	3	3	4	4	3	2	2	4	3	54	2916
7	Bambang Iman Toegito, S.Pd	1	1	1	1	4	1	2	1	1	1	3	3	3	3	2	2	3	3	36	1296
8	Dadang Fajar Getarrawan	4	1	2	2	3	3	2	3	3	3	3	1	3	1	1	1	1	2	39	1521
9	Dra. Eni Faridah	2	4	4	1	3	2	3	2	2	1	1	1	1	1	1	4	3	4	40	1600
10	Dra. Titin Faridah, MM.	2	2	4	4	3	3	3	3	3	1	3	2	3	1	1	2	4	3	47	2209
11	Drs. Nurdian	4	3	3	3	3	3	3	3	3	3	3	3	3	1	1	4	1	1	48	2304
12	Drs. Samlawi	4	2	3	3	3	3	3	1	1	1	3	2	3	3	1	1	1	1	39	1521
13	Edi Hidiyanto, S.Pd.	4	1	1	1	2	4	1	2	1	1	2	3	2	2	4	3	3	3	40	1600
14	Eko Budoyo, S.Pd.	1	1	1	2	2	3	3	3	3	4	3	3	3	2	2	3	3	3	45	2025
15	Eko Sri Endahwati, S.Pd.	3	3	3	3	3	4	3	3	2	4	3	3	3	3	2	3	3	4	55	3025
16	Ety Indrianningsih, S.Pd.	2	1	1	2	1	1	3	1	1	1	1	3	1	1	1	1	3	3	28	784
17	Iin Noor Laella, S.Pd	3	3	3	3	3	3	4	1	3	2	3	3	3	2	3	2	1	1	46	2116
18	Istiqomah, S.Pd	4	3	1	1	1	1	1	4	3	1	1	2	4	4	3	4	3	3	44	1936
19	Karyoto, A.Md	2	4	1	2	3	3	3	1	1	1	1	2	4	4	4	4	3	1	44	1936
20	LuLiya Umroh	1	4	1	1	1	1	1	1	1	1	1	1	4	4	3	2	4	1	33	1089
21	Maria Goreti Trihartati	3	3	3	3	2	3	3	3	3	2	3	3	3	2	3	4	4	4	54	2916
22	Masruroh, S.Pd.	4	4	3	3	3	3	3	3	4	3	2	3	1	2	4	3	1	3	52	2704
23	Munadi	3	3	3	3	1	2	3	1	2	3	3	3	3	1	3	2	1	3	43	1849
24	Ratnawati	1	2	1	1	1	1	1	1	2	3	1	2	1	1	2	3	2	3	29	841
25	Retna Suharni, S.Pd.	3	2	3	2	1	1	1	2	2	3	3	3	3	4	3	3	3	3	45	2025
26	Safitri Irianti	4	2	1	3	3	3	3	3	3	4	3	3	2	4	3	3	3	2	52	2704
27	Sartikasari	1	2	2	2	2	1	1	3	1	1	2	1	1	1	3	2	1	4	31	961
28	Siti Sulasih, S.Pd.	2	3	3	3	3	4	3	3	3	2	2	3	3	3	2	2	3	3	50	2500
29	Sri Herwanti, Se	4	4	3	3	2	4	3	3	3	3	2	3	3	4	4	3	2	3	56	3136
30	Sukoco	2	1	1	1	1	3	1	2	1	2	1	2	3	3	3	3	2	1	33	1089
31	Sumarno	4	4	4	4	2	4	4	3	3	4	4	3	2	4	2	3	3	3	60	3600
32	Susanti, S.Pd.	4	4	2	2	2	4	3	4	3	3	3	2	1	3	1	3	3	3	50	2500
33	Umi Fadilah, S.Pd.	3	2	2	4	4	3	4	4	3	2	2	3	3	3	3	3	2	3	53	2809
34	Umi Zaenah, S.E	4	4	3	4	2	3	3	3	3	2	2	3	3	3	3	3	3	3	54	2916
35	Unggul Nugroho Agung Wibowo	4	3	3	3	4	3	3	3	3	4	4	4	4	4	4	4	4	4	65	4225
ΣX		99	95	82	87	84	96	93	88	80	83	87	94	97	92	91	99	92	98	1637	79839
ΣX ²		323	297	232	257	232	298	279	256	208	235	245	276	303	284	273	307	278	306		
ΣXY		4849	4649	4057	4316	4071	4712	4572	4328	3925	4069	4263	4574	4669	4478	4386	4783	4434	4708		
xy		0,583	0,575	0,614	0,676	0,451	0,659	0,688	0,629	0,625	0,529	0,632	0,639	0,395	0,471	0,376	0,514	0,381	0,387		
rtabel		0,334	0,334	0,334	0,334	0,334	0,334	0,334	0,334	0,334	0,334	0,334	0,334	0,334	0,334	0,334	0,334	0,334	0,334		
keterangan		Valid	Valid	Valid	Valid	Valid	Valid	Valid	Valid	Valid	Valid	Valid	Valid	Valid	Valid	Valid	Valid	Valid	Valid		
r11		0,859																			

**REKAPITULASI UJICOBA INSTRUMEN VARIABEL BUDAYA
ORGANISASI SEKOLAH "X3"**

NO	Nama Guru	Nomor Butir																		ΣY	Y2
		1	2	3	4	5	6	7	8	9	10	11	12	13	14	15	16	17	18		
1	Airtanto, S.Pd	4	4	3	3	3	4	4	4	4	4	2	3	3	3	3	3	2	2	58	3364
2	Akhmad Sekhu, S.Pd	3	4	4	4	4	4	4	4	4	2	2	3	2	2	3	3	3	2	57	3249
3	Amar Afandi, S.Pd	3	2	4	4	4	2	4	4	4	2	4	3	2	3	1	2	1	1	50	2500
4	Andy Handayani, S.Pd	3	4	4	4	2	4	4	4	4	2	4	3	3	4	3	2	3	3	60	3600
5	Ani Zubaedah, S.Pd	4	3	4	4	4	4	4	3	4	3	3	4	4	4	2	3	2	2	61	3721
6	Anita Puspitasari	3	4	4	4	4	2	4	4	4	3	2	2	3	3	3	3	3	3	58	3364
7	Bambang Iman Toegito, S.Pd	2	3	4	4	3	4	4	4	4	2	2	3	3	3	3	3	3	3	57	3249
8	Dadang Fajar Getarawan	3	4	4	2	4	3	4	4	4	2	2	3	2	3	3	3	1	1	52	2704
9	Dra. Eni Faridah	3	4	4	4	4	4	3	4	3	2	4	3	2	4	4	1	2	1	56	3136
10	Dra. Titin Faridah, MM.	3	3	4	4	4	4	4	4	3	4	4	2	4	3	3	3	3	3	62	3844
11	Drs. Nurdian	4	4	4	4	3	4	4	4	4	4	4	2	4	3	4	3	3	2	64	4096
12	Drs. Samlawi	3	3	3	4	3	3	3	3	2	3	2	4	3	3	1	1	1	1	46	2116
13	Edi Hidiyanto, S.Pd.	3	1	3	3	2	1	2	3	1	2	1	3	3	4	3	4	1	3	43	1849
14	Eko Budoyo, S.Pd.	3	2	1	1	1	2	2	3	3	3	3	3	2	3	1	3	3	1	40	1600
15	Eko Sri Endahwati, S.Pd.	4	3	3	3	3	3	3	4	3	3	2	3	2	3	4	3	2	3	54	2916
16	Ety Indrianingih, S.Pd.	4	4	4	4	4	1	1	4	1	1	1	2	3	4	4	4	4	3	53	2809
17	Iin Noor Laella, S.Pd	4	2	4	4	4	1	2	1	4	1	2	3	3	3	4	3	3	3	51	2601
18	Istiqomah, S.Pd	4	4	2	4	4	1	1	1	2	4	4	2	4	4	3	4	3	3	54	2916
19	Karyoto, A.Md	4	4	2	4	4	2	2	2	2	2	4	2	4	4	4	4	3	1	54	2916
20	LuLiya Umroh	3	1	3	3	3	3	3	3	4	3	3	1	4	4	3	2	4	1	51	2601
21	Maria Goreti Trihartati	1	1	3	2	1	2	3	3	4	2	2	3	3	2	3	4	4	4	47	2209
22	Masrurroh, S.Pd.	4	4	3	3	3	3	3	3	4	3	2	3	1	2	4	3	1	3	52	2704
23	Munadi	3	3	3	3	1	2	3	1	2	3	3	3	3	1	3	2	1	3	43	1849
24	Ratnawati	2	2	3	1	2	2	2	1	2	2	1	1	4	1	1	1	2	3	33	1089
25	Retna Suharni, S.Pd.	3	2	3	2	1	1	1	2	2	2	3	2	1	1	1	2	2	1	32	1024
26	Safitri Irianti	3	2	1	3	3	3	3	3	3	2	1	1	3	3	3	3	3	1	44	1936
27	Sartilasari	1	2	1	4	4	1	1	1	1	2	1	1	2	1	1	1	1	1	27	729
28	Siti Sulasih, S.Pd.	4	4	4	4	4	4	2	4	4	3	2	4	3	3	3	3	3	4	62	3844
29	Sri Herwanti, Se	3	4	4	4	4	4	2	4	4	3	1	4	3	3	3	3	4	4	61	3721
30	Sukoco	2	4	2	2	4	3	3	3	3	4	4	3	3	3	3	3	3	4	56	3136
31	Sumarno	4	2	2	4	4	4	4	3	4	4	3	2	4	4	4	4	4	4	64	4096
32	Susanti, S.Pd.	4	3	2	4	4	4	2	3	3	4	4	4	4	3	4	4	4	4	64	4096
33	Umi Fadilah, S.Pd.	3	3	4	3	3	3	2	3	3	4	3	3	4	3	3	3	3	3	56	3136
34	Umi Zaenah, S.E	3	3	4	4	3	4	3	3	4	3	3	4	4	4	3	4	4	3	63	3969
35	Unggul Nugroho Agung Wibowo	2	1	1	3	1	2	3	2	4	2	1	1	2	2	3	1	3	1	35	1225
	ΣX	109	103	108	117	109	98	99	106	111	95	89	93	104	103	101	98	92	85	1620	97914
	ΣX ²	363	341	370	419	379	318	315	358	387	265	267	277	336	333	325	306	278	249		
	ΣXY	5822	5564	5799	6251	5872	5369	5307	5727	5955	5083	4794	4996	5547	5558	5455	5272	4943	4600		
	xy	0,555	0,591	0,528	0,553	0,567	0,723	0,470	0,518	0,541	0,480	0,455	0,512	0,468	0,646	0,613	0,547	0,462	0,482		
	rtabel	0,334	0,334	0,334	0,334	0,334	0,334	0,334	0,334	0,334	0,334	0,334	0,334	0,334	0,334	0,334	0,334	0,334	0,334		
	keterangan	Valid	Valid	Valid	Valid	Valid	Valid	Valid	Valid	Valid	Valid	Valid	Valid	Valid	Valid	Valid	Valid	Valid	Valid		
	r11	0,860																			

REKAPITULASI UJICOBA INSTRUMEN KOMPETENSI PEDAGOGIK GURU "Y"

NO	Nama Guru	Nomor Butir																									
		1	2	3	4	5	6	7	8	9	10	11	12	13	14	15	16	17	18	19	20	21	22	23	24	25	
1	Airtanto, S.Pd	2	4	3	3	3	2	3	3	3	4	3	3	3	3	3	3	2	3	2	3	3	4	4	3	3	
2	Akhdad Sekta, S.Pd	3	4	2	2	2	2	2	2	3	3	2	3	2	2	4	4	2	2	2	3	2	4	4	3	2	
3	Amar Afendi, S.Pd	3	3	3	3	3	4	3	3	3	4	3	3	2	3	4	4	3	4	3	3	3	3	3	3	2	
4	Andy Handryani, S.Pd	3	4	3	3	3	2	3	3	3	3	3	3	3	4	3	3	2	4	3	3	3	3	4	4	3	
5	Ami Zubaedah, S.Pd	4	4	4	4	4	2	4	4	4	4	4	4	4	4	4	4	4	4	4	4	4	3	2	4	3	
6	Anita Puspitasari	3	4	2	3	3	2	3	3	3	3	3	2	3	3	3	3	2	3	3	3	2	3	4	4	4	
7	Bambang Iman Toegito, S.Pd	4	4	2	4	4	3	3	4	4	3	3	3	3	3	3	4	3	2	3	4	2	4	3	4	3	
8	Dadang Fajar Getarawan	4	4	4	4	3	4	3	3	3	3	3	3	2	3	3	2	3	3	3	3	4	3	4	4	3	
9	Dra. Eri Faridah	3	4	3	2	3	3	3	3	2	2	3	3	2	4	2	3	2	2	4	2	2	2	3	4	3	
10	Dra. Titin Faridah, MM	4	2	2	2	4	4	3	4	4	3	2	2	4	3	3	3	3	3	3	3	2	3	4	4	3	
11	Drs. Nurdian	3	4	3	2	4	2	3	3	3	3	2	2	4	3	3	3	3	3	3	4	3	3	4	4	3	
12	Drs. Samliwi	3	4	2	4	3	4	3	3	3	3	4	4	3	3	3	3	4	4	4	3	2	3	3	4	4	
13	Edi Hidiyanto, S.Pd	4	4	2	4	4	4	3	4	4	3	3	3	3	4	4	4	4	4	4	2	2	4	4	4	3	
14	Eko Budoyo, S.Pd	4	4	4	4	3	2	3	3	3	3	3	3	2	3	3	2	3	3	3	3	2	3	3	3	3	
15	Eko Sri Endahwati, S.Pd	3	1	3	2	3	1	3	3	3	2	3	3	2	3	2	3	2	2	2	2	2	1	1	1	3	
16	Ety Indriyingsih, S.Pd	3	1	3	3	1	1	2	1	3	1	2	2	3	4	1	3	2	3	3	3	2	3	2	1	3	
17	In Noor Laella, S.Pd	4	3	4	2	1	1	3	1	1	3	3	3	3	3	3	4	3	3	3	3	2	4	3	3	4	
18	Istiqomah, S.Pd	4	4	1	1	1	1	1	4	3	1	1	2	4	4	3	4	3	4	4	4	2	4	4	4	3	
19	Karyoto, A.Md	4	4	1	2	3	3	3	1	1	1	1	2	4	4	4	4	3	4	3	4	4	4	2	4	4	
20	Lufiya Umroh	1	4	1	1	1	1	1	1	1	1	1	1	4	4	3	2	4	4	4	2	4	4	4	2	4	
21	Maria Goreti Trihartati	3	4	3	3	2	3	3	3	3	2	3	3	3	2	3	4	4	4	2	4	2	4	4	2	3	
22	Masruroh, S.Pd	4	3	3	3	3	3	3	3	4	3	2	3	1	2	4	3	1	1	1	1	1	3	1	3	4	
23	Mumadi	3	2	3	3	1	2	3	1	2	3	3	3	3	1	3	2	1	1	1	2	1	1	1	3	3	
24	Ramawati	2	3	1	1	1	1	1	1	2	3	1	2	1	1	2	3	2	2	2	3	3	3	3	3	2	
25	Retna Suharni, S.Pd	3	3	3	2	1	1	1	2	2	3	3	3	3	4	3	3	3	2	2	3	3	3	2	2	2	
26	Safitri Irsanti	3	2	1	3	3	3	3	3	3	4	3	3	2	4	3	3	3	3	2	3	3	4	4	3	2	
27	Santikasari	1	2	1	2	4	1	1	1	1	1	1	1	1	1	1	1	1	1	1	1	3	3	3	3	2	
28	Siti Sukasih, S.Pd	4	3	4	4	4	4	2	4	4	4	4	4	2	4	4	3	3	4	4	3	2	4	2	3	4	
29	Sri Herwani, Se	3	3	4	4	4	4	2	4	4	4	2	2	2	4	3	4	3	3	3	2	1	3	1	3	4	
30	Sukoco	2	2	2	2	4	3	3	3	3	2	2	4	4	3	4	4	3	2	2	3	3	3	3	3	4	
31	Sumarno	4	3	2	4	4	4	4	3	4	4	3	4	2	3	3	3	3	2	2	3	3	3	3	3	2	
32	Susanti, S.Pd	2	4	2	2	4	4	2	3	3	3	3	3	4	3	3	3	3	4	4	4	4	4	4	4	2	
33	Umi Fadilah, S.Pd	3	4	4	3	3	3	2	3	3	3	3	4	4	3	4	4	3	3	3	3	3	4	3	4	3	
34	Umi Zaenah, S.E	3	3	4	2	3	4	3	3	4	4	3	3	2	3	3	2	3	3	3	3	4	4	3	3	4	
35	Unggul Nugroho Agung Wibowo	3	1	1	3	1	2	3	2	4	4	2	4	2	4	2	3	4	4	3	4	1	4	2	2	1	
ΣX		109	112	90	96	98	90	91	95	103	100	90	100	96	109	106	110	97	103	98	103	89	115	104	111	105	
ΣX^2		363	392	270	294	218	278	259	293	333	318	256	308	294	367	342	366	293	335	302	325	255	399	344	377	337	
ΣXY		17199	17815	14294	18308	15706	14862	14538	15282	18422	15988	14430	15915	15183	17170	18832	17348	15408	18325	15588	16278	14014	18085	18512	17814	16415	
xy		0,378	0,501	0,361	0,489	0,614	0,617	0,596	0,625	0,540	0,625	0,638	0,583	0,356	0,357	0,655	0,364	0,481	0,389	0,483	0,405	0,238	0,390	0,419	0,618	0,138	
r_{tabel}		0,334	0,334	0,334	0,334	0,334	0,334	0,334	0,334	0,334	0,334	0,334	0,334	0,334	0,334	0,334	0,334	0,334	0,334	0,334	0,334	0,334	0,334	0,334	0,334	0,334	
keterangan		Valid	Valid	Valid	Valid	Valid	Valid	Valid	Valid	Valid	Valid	Valid	Valid	Valid	Valid	Tidak Valid	Valid	Valid	Valid	Valid	Valid	Valid	Tidak Valid	Tidak Valid	Valid	Valid	Tidak Valid
r11		0,933																									

NO	Nomor Butir																																		IY	Y2
	26	27	28	29	30	31	32	33	34	35	36	37	38	39	40	41	42	43	44	45	46	47	48	49	50	51	52	53	54							
1	4	4	4	4	4	4	4	4	4	4	4	4	4	2	4	3	2	3	3	3	3	3	4	3	4	4	3	4	3	4	178	31684				
2	4	4	4	4	4	4	2	4	4	4	4	4	4	2	4	4	3	3	4	4	3	4	4	4	3	2	4	2	3	4	169	28561				
3	3	4	4	4	4	4	2	4	4	4	2	2	2	4	3	4	3	3	3	3	3	3	3	2	1	4	2	3	3	168	28224					
4	4	4	4	4	4	2	2	4	2	2	4	2	2	4	3	3	3	3	2	2	3	3	3	3	3	4	3	3	2	165	27225					
5	4	2	4	4	4	2	4	4	4	4	2	2	4	4	4	4	3	4	4	3	2	3	3	3	2	4	3	3	4	191	36481					
6	2	4	2	4	4	2	4	4	2	2	2	2	2	4	4	2	3	3	3	3	2	3	2	4	4	4	4	4	3	162	26244					
7	4	4	4	3	4	3	3	3	3	3	3	4	3	3	3	2	3	3	3	3	4	3	3	4	2	2	3	3	3	173	29929					
8	4	2	4	4	4	3	2	3	2	3	3	4	2	3	4	3	3	4	4	3	3	3	3	4	4	4	3	2	4	175	30625					
9	3	4	4	4	4	2	2	2	2	3	2	2	2	3	3	4	3	3	3	3	3	3	3	2	4	4	3	3	3	155	24025					
10	4	3	4	4	4	2	2	4	2	2	4	2	2	4	3	3	3	3	3	2	3	4	4	3	3	3	3	3	3	166	27556					
11	4	4	3	4	3	2	4	4	4	4	2	2	4	4	3	3	3	3	3	3	3	4	3	2	3	3	3	3	3	170	28900					
12	4	4	4	4	3	4	4	4	2	4	4	4	2	2	4	4	4	4	4	4	4	4	4	4	3	4	4	3	2	188	35344					
13	3	4	4	4	4	4	4	3	4	3	4	3	3	3	3	3	4	3	4	4	4	4	3	3	3	3	3	3	3	188	35344					
14	3	3	3	3	2	3	2	1	2	3	3	4	2	3	3	4	4	3	3	3	3	3	3	4	3	3	3	3	4	161	25921					
15	1	1	2	3	1	2	1	1	2	3	2	2	2	3	3	3	3	3	3	3	2	3	3	2	3	4	4	3	2	126	15876					
16	1	2	2	3	3	3	3	4	3	3	3	2	2	3	3	3	2	2	3	3	2	3	2	3	3	3	3	3	3	134	17956					
17	3	3	3	4	3	3	2	4	3	3	3	3	2	3	3	4	4	3	2	2	4	3	3	3	3	3	3	2	4	158	24964					
18	4	1	1	4	1	1	1	1	4	1	2	1	1	1	3	3	3	3	2	2	3	3	3	3	2	1	3	1	3	133	17889					
19	4	1	2	1	4	1	2	2	3	3	2	3	3	3	3	1	3	1	1	1	1	1	2	4	1	3	1	1	3	135	18225					
20	4	1	1	1	2	4	4	1	3	2	3	2	2	1	1	1	1	1	1	4	3	4	4	4	4	4	3	1	1	128	16384					
21	4	2	2	2	2	2	4	4	3	3	3	3	3	1	3	2	3	1	1	2	4	3	3	4	3	4	1	1	4	153	23409					
22	3	3	3	3	4	3	3	3	3	3	3	3	3	3	3	3	3	1	1	4	1	1	3	3	1	1	1	1	3	136	18496					
23	1	2	3	3	4	2	3	3	3	3	3	1	1	1	3	2	3	3	1	1	1	1	1	3	3	3	3	2	3	120	14400					
24	2	2	1	1	4	1	1	1	2	4	1	2	1	1	2	3	2	2	4	3	3	3	3	3	3	3	4	3	3	117	13689					
25	3	2	3	2	1	1	1	2	2	3	3	3	3	4	3	3	3	2	2	3	3	3	2	2	2	2	3	2	3	133	17889					
26	3	2	1	3	3	3	3	3	3	4	3	3	2	4	3	3	3	3	2	3	3	4	4	3	4	3	3	3	2	150	25281					
27	1	2	1	4	4	1	1	1	1	1	1	1	1	1	1	1	1	1	1	1	1	3	3	3	3	1	3	1	3	90	8100					
28	3	3	2	2	3	3	3	3	3	3	4	1	3	2	3	3	3	2	3	2	1	1	1	2	2	1	2	2	2	155	24025					
29	3	3	1	1	3	3	3	3	1	1	3	3	1	3	3	3	3	2	1	3	3	3	3	3	3	3	3	2	2	148	21904					
30	3	4	4	3	3	3	3	3	3	4	3	2	3	3	3	3	4	4	4	4	4	2	2	3	3	3	4	4	4	169	28561					
31	3	4	3	2	4	4	4	4	4	4	4	4	3	4	4	4	4	4	4	4	2	2	3	3	3	4	4	4	4	182	33124					
32	4	4	4	4	4	3	4	4	4	4	3	3	3	4	4	4	2	4	4	4	2	4	3	3	2	3	3	2	3	180	32400					
33	4	4	3	3	4	3	3	3	3	3	3	4	3	4	4	2	4	2	4	4	2	4	3	3	2	3	2	3	2	173	29929					
34	3	3	3	4	4	4	3	4	4	3	2	2	4	4	4	4	4	4	3	4	3	3	2	2	3	4	1	3	2	172	29584					
35	2	2	3	2	2	2	3	1	3	3	4	3	2	4	2	2	3	3	2	2	3	2	2	1	2	1	2	2	1	132	17424					
	109	101	100	109	115	93	96	103	101	106	101	92	82	106	108	101	106	97	95	101	97	105	105	103	96	106	96	91	101	5442	865172					
	373	331	328	377	411	281	300	349	319	348	317	274	216	362	352	319	340	301	299	319	297	341	331	327	288	356	292	257	321							
	17462	16298	16178	17323	18163	14943	15286	18695	16033	16834	16033	14706	12116	17001	17233	16084	16850	15608	15368	16090	15284	16665	16397	16200	15096	16772	15110	14368	16076							
	0,691	0,685	0,700	0,444	0,355	0,601	0,562	0,696	0,464	0,482	0,488	0,513	0,548	0,589	0,738	0,626	0,813	0,672	0,663	0,533	0,276	0,368	0,129	0,274	0,189	0,366	0,248	0,360	0,229							
	0,334	0,334	0,334	0,334	0,334	0,334	0,334	0,334	0,334	0,334	0,334	0,334	0,334	0,334	0,334	0,334	0,334	0,334	0,334	0,334	0,334	0,334	0,334	0,334	0,334	0,334	0,334	0,334	0,334	0,334						
	Valid	Valid	Valid	Valid	Valid	Valid	Valid	Valid	Valid	Valid	Valid	Valid	Valid	Valid	Valid	Valid	Valid	Valid	Valid	Valid	Tidak Valid	Valid	Tidak Valid	Tidak Valid	Tidak Valid	Valid	Tidak Valid	Valid	Tidak Valid							
	0,933																																			

Correlations PARTISIPASI MGMP "X1"

		Correlations						
		TOTAL	Item_1	Item_2	Item_3	Item_4	Item_5	Item_6
TOTAL	Pearson Correlation	1	.699**	.525**	.640**	.601**	.520**	.705**
	Sig. (2-tailed)		.000	.001	.000	.000	.001	.000
	N	35	35	35	35	35	35	35
Item_1	Pearson Correlation	.699**	1	.446**	.484**	.662**	.277	.508**
	Sig. (2-tailed)	.000		.007	.003	.000	.108	.002
	N	35	35	35	35	35	35	35
Item_2	Pearson Correlation	.525**	.446**	1	.421*	.427*	.238	.383*
	Sig. (2-tailed)	.001	.007		.012	.010	.169	.023
	N	35	35	35	35	35	35	35
Item_3	Pearson Correlation	.640**	.484**	.421*	1	.430**	.329	.546**
	Sig. (2-tailed)	.000	.003	.012		.010	.053	.001
	N	35	35	35	35	35	35	35
Item_4	Pearson Correlation	.601**	.662**	.427*	.430**	1	.522**	.420*
	Sig. (2-tailed)	.000	.000	.010	.010		.001	.012
	N	35	35	35	35	35	35	35
Item_5	Pearson Correlation	.520**	.277	.238	.329	.522**	1	.473**
	Sig. (2-tailed)	.001	.108	.169	.053	.001		.004
	N	35	35	35	35	35	35	35
Item_6	Pearson Correlation	.705**	.508**	.383*	.546**	.420*	.473**	1
	Sig. (2-tailed)	.000	.002	.023	.001	.012	.004	
	N	35	35	35	35	35	35	35
Item_7	Pearson Correlation	.546**	.430**	.231	.346*	.138	.230	.488**
	Sig. (2-tailed)	.001	.010	.182	.042	.431	.184	.003
	N	35	35	35	35	35	35	35
Item_8	Pearson Correlation	.690**	.576**	.524**	.588**	.452**	.369*	.784**
	Sig. (2-tailed)	.000	.000	.001	.000	.006	.029	.000
	N	35	35	35	35	35	35	35
Item_9	Pearson Correlation	.766**	.514**	.392*	.439**	.293	.420*	.756**
	Sig. (2-tailed)	.000	.002	.020	.008	.087	.012	.000
	N	35	35	35	35	35	35	35
Item_10	Pearson Correlation	.756**	.450**	.333	.365*	.315	.306	.571**
	Sig. (2-tailed)	.000	.007	.050	.031	.066	.074	.000
	N	35	35	35	35	35	35	35
Item_11	Pearson Correlation	.562**	.390*	.256	.422*	.240	.172	.304
	Sig. (2-tailed)	.000	.020	.138	.012	.166	.324	.076
	N	35	35	35	35	35	35	35

Correlations

		Item_7	Item_8	Item_9	Item_10	Item_11	Item_12	Item_13
TOTAL	Pearson Correlation	.546**	.690**	.766**	.756**	.562**	.546**	.520**
	Sig. (2-tailed)	.001	.000	.000	.000	.000	.001	.001
	N	35	35	35	35	35	35	35
Item_1	Pearson Correlation	.430**	.576**	.514**	.450**	.390*	.318	.210
	Sig. (2-tailed)	.010	.000	.002	.007	.020	.063	.225
	N	35	35	35	35	35	35	35
Item_2	Pearson Correlation	.231	.524**	.392*	.333	.256	.236	.134
	Sig. (2-tailed)	.182	.001	.020	.050	.138	.172	.442
	N	35	35	35	35	35	35	35
Item_3	Pearson Correlation	.346*	.588**	.439**	.385*	.422*	.307	.153
	Sig. (2-tailed)	.042	.000	.008	.031	.012	.072	.379
	N	35	35	35	35	35	35	35
Item_4	Pearson Correlation	.138	.452**	.293	.315	.240	.214	.148
	Sig. (2-tailed)	.431	.006	.087	.066	.166	.218	.396
	N	35	35	35	35	35	35	35
Item_5	Pearson Correlation	.230	.369*	.420*	.306	.172	.021	.158
	Sig. (2-tailed)	.184	.029	.012	.074	.324	.905	.364
	N	35	35	35	35	35	35	35
Item_6	Pearson Correlation	.486**	.784**	.756**	.571**	.304	.157	.118
	Sig. (2-tailed)	.003	.000	.000	.000	.076	.367	.501
	N	35	35	35	35	35	35	35
Item_7	Pearson Correlation	1	.583**	.562**	.461**	.384*	.318	.191
	Sig. (2-tailed)		.000	.000	.005	.023	.063	.271
	N	35	35	35	35	35	35	35
Item_8	Pearson Correlation	.583**	1	.702**	.483**	.322	.279	.074
	Sig. (2-tailed)	.000		.000	.003	.060	.105	.673
	N	35	35	35	35	35	35	35
Item_9	Pearson Correlation	.562**	.702**	1	.759**	.340*	.418*	.281
	Sig. (2-tailed)	.000	.000		.000	.046	.013	.102
	N	35	35	35	35	35	35	35
Item_10	Pearson Correlation	.461**	.483**	.759**	1	.533**	.409*	.320
	Sig. (2-tailed)	.005	.003	.000		.001	.015	.061
	N	35	35	35	35	35	35	35
Item_11	Pearson Correlation	.384*	.322	.340*	.533**	1	.341*	.312
	Sig. (2-tailed)	.023	.060	.046	.001		.045	.068
	N	35	35	35	35	35	35	35

Correlations

		Item_14	Item_15	Item_16	Item_17	Item_18
TOTAL	Pearson Correlation	.546**	.476**	.478**	.657**	.642**
	Sig. (2-tailed)	.001	.004	.004	.000	.000
	N	35	35	35	35	35
Item_1	Pearson Correlation	.241	.305	.292	.331	.295
	Sig. (2-tailed)	.163	.075	.089	.052	.085
	N	35	35	35	35	35
Item_2	Pearson Correlation	.212	.141	.425*	.007	.046
	Sig. (2-tailed)	.222	.419	.011	.970	.792
	N	35	35	35	35	35
Item_3	Pearson Correlation	.348*	.163	.221	.253	.212
	Sig. (2-tailed)	.041	.348	.201	.142	.222
	N	35	35	35	35	35
Item_4	Pearson Correlation	.347*	.302	.267	.257	.227
	Sig. (2-tailed)	.041	.078	.122	.136	.190
	N	35	35	35	35	35
Item_5	Pearson Correlation	.270	.157	-.022	.413*	.311
	Sig. (2-tailed)	.116	.368	.898	.014	.069
	N	35	35	35	35	35
Item_6	Pearson Correlation	.190	.122	.159	.468**	.337*
	Sig. (2-tailed)	.274	.485	.361	.005	.048
	N	35	35	35	35	35
Item_7	Pearson Correlation	.015	-.034	-.056	.296	.379*
	Sig. (2-tailed)	.931	.846	.750	.085	.025
	N	35	35	35	35	35
Item_8	Pearson Correlation	.120	-.011	.135	.374*	.291
	Sig. (2-tailed)	.491	.950	.439	.027	.090
	N	35	35	35	35	35
Item_9	Pearson Correlation	.192	.101	.151	.580**	.413*
	Sig. (2-tailed)	.270	.563	.386	.000	.014
	N	35	35	35	35	35
Item_10	Pearson Correlation	.354*	.152	.282	.631**	.425*
	Sig. (2-tailed)	.037	.384	.100	.000	.011
	N	35	35	35	35	35
Item_11	Pearson Correlation	.300	.227	.238	.251	.119
	Sig. (2-tailed)	.080	.189	.168	.146	.497
	N	35	35	35	35	35

Correlations

		TOTAL	Item_1	Item_2	Item_3	Item_4	Item_5	Item_6
Item_12	Pearson Correlation	.546**	.318	.236	.307	.214	.021	.157
	Sig. (2-tailed)	.001	.063	.172	.072	.218	.905	.367
	N	35	35	35	35	35	35	35
Item_13	Pearson Correlation	.520**	.210	.134	.153	.148	.158	.118
	Sig. (2-tailed)	.001	.225	.442	.379	.396	.364	.501
	N	35	35	35	35	35	35	35
Item_14	Pearson Correlation	.546**	.241	.212	.348*	.347*	.270	.190
	Sig. (2-tailed)	.001	.163	.222	.041	.041	.116	.274
	N	35	35	35	35	35	35	35
Item_15	Pearson Correlation	.476**	.305	.141	.163	.302	.157	.122
	Sig. (2-tailed)	.004	.075	.419	.348	.078	.368	.485
	N	35	35	35	35	35	35	35
Item_16	Pearson Correlation	.478**	.292	.425*	.221	.267	-.022	.159
	Sig. (2-tailed)	.004	.089	.011	.201	.122	.898	.361
	N	35	35	35	35	35	35	35
Item_17	Pearson Correlation	.657**	.331	.007	.253	.257	.413*	.468**
	Sig. (2-tailed)	.000	.052	.970	.142	.136	.014	.005
	N	35	35	35	35	35	35	35
Item_18	Pearson Correlation	.642**	.295	.046	.212	.227	.311	.337*
	Sig. (2-tailed)	.000	.085	.792	.222	.190	.069	.048
	N	35	35	35	35	35	35	35

Correlations

		Item_7	Item_8	Item_9	Item_10	Item_11	Item_12	Item_13
Item_12	Pearson Correlation	.318	.279	.418 [*]	.409 [*]	.341 [*]	1	.771 ^{**}
	Sig. (2-tailed)	.063	.105	.013	.015	.045		.000
	N	35	35	35	35	35	35	35
Item_13	Pearson Correlation	.191	.074	.281	.320	.312	.771 ^{**}	1
	Sig. (2-tailed)	.271	.673	.102	.061	.068	.000	
	N	35	35	35	35	35	35	35
Item_14	Pearson Correlation	.015	.120	.192	.354 [*]	.300	.148	.304
	Sig. (2-tailed)	.931	.491	.270	.037	.080	.397	.076
	N	35	35	35	35	35	35	35
Item_15	Pearson Correlation	-.034	-.011	.101	.152	.227	.151	.315
	Sig. (2-tailed)	.846	.950	.563	.384	.189	.386	.065
	N	35	35	35	35	35	35	35
Item_16	Pearson Correlation	-.056	.135	.151	.282	.238	.143	.161
	Sig. (2-tailed)	.750	.439	.386	.100	.168	.411	.355
	N	35	35	35	35	35	35	35
Item_17	Pearson Correlation	.296	.374 [*]	.580 ^{**}	.631 ^{**}	.251	.148	.293
	Sig. (2-tailed)	.085	.027	.000	.000	.146	.395	.088
	N	35	35	35	35	35	35	35
Item_18	Pearson Correlation	.379 [*]	.291	.413 [*]	.425 [*]	.119	.410 [*]	.539 ^{**}
	Sig. (2-tailed)	.025	.090	.014	.011	.497	.014	.001
	N	35	35	35	35	35	35	35

Correlations

		Item_14	Item_15	Item_16	Item_17	Item_18
Item_12	Pearson Correlation	.148	.151	.143	.148	.410*
	Sig. (2-tailed)	.397	.386	.411	.395	.014
	N	35	35	35	35	35
Item_13	Pearson Correlation	.304	.315	.161	.293	.539**
	Sig. (2-tailed)	.076	.065	.355	.088	.001
	N	35	35	35	35	35
Item_14	Pearson Correlation	1	.572**	.480**	.497**	.387*
	Sig. (2-tailed)		.000	.003	.002	.022
	N	35	35	35	35	35
Item_15	Pearson Correlation	.572**	1	.698**	.407*	.421*
	Sig. (2-tailed)	.000		.000	.015	.012
	N	35	35	35	35	35
Item_16	Pearson Correlation	.480**	.698**	1	.253	.389*
	Sig. (2-tailed)	.003	.000		.143	.021
	N	35	35	35	35	35
Item_17	Pearson Correlation	.497**	.407*	.253	1	.615**
	Sig. (2-tailed)	.002	.015	.143		.000
	N	35	35	35	35	35
Item_18	Pearson Correlation	.387*	.421*	.389*	.615**	1
	Sig. (2-tailed)	.022	.012	.021	.000	
	N	35	35	35	35	35

** . Correlation is significant at the 0.01 level (2-tailed).

* . Correlation is significant at the 0.05 level (2-tailed).

Reliability PARTISIPASI MGMP "X1"

Scale: ALL VARIABLES

Case Processing Summary

		N	%
Cases	Valid	35	100.0
	Excluded ^a	0	.0
	Total	35	100.0

a. Listwise deletion based on all variables in the procedure.

Reliability Statistics

Cronbach's Alpha	N of Items
.896	18

Correlations SUPERVISI AKADEMIK "X2"

		Correlations						
		TOTAL	Item_1	Item_2	Item_3	Item_4	Item_5	Item_6
TOTAL	Pearson Correlation	1	.583**	.575**	.614**	.676**	.451**	.659**
	Sig. (2-tailed)		.000	.000	.000	.000	.007	.000
	N	35	35	35	35	35	35	35
Item_1	Pearson Correlation	.583**	1	.324	.412*	.476**	.232	.478**
	Sig. (2-tailed)	.000		.058	.014	.004	.179	.004
	N	35	35	35	35	35	35	35
Item_2	Pearson Correlation	.575**	.324	1	.542**	.347*	.087	.283
	Sig. (2-tailed)	.000	.058		.001	.041	.619	.099
	N	35	35	35	35	35	35	35
Item_3	Pearson Correlation	.614**	.412*	.542**	1	.649**	.322	.379*
	Sig. (2-tailed)	.000	.014	.001		.000	.060	.025
	N	35	35	35	35	35	35	35
Item_4	Pearson Correlation	.676**	.476**	.347*	.649**	1	.403*	.489**
	Sig. (2-tailed)	.000	.004	.041	.000		.016	.003
	N	35	35	35	35	35	35	35
Item_5	Pearson Correlation	.451**	.232	.087	.322	.403*	1	.357*
	Sig. (2-tailed)	.007	.179	.619	.060	.016		.035
	N	35	35	35	35	35	35	35
Item_6	Pearson Correlation	.659**	.478**	.283	.379*	.489**	.357*	1
	Sig. (2-tailed)	.000	.004	.099	.025	.003	.035	
	N	35	35	35	35	35	35	35
Item_7	Pearson Correlation	.688**	.350*	.441**	.592**	.717**	.540**	.569**
	Sig. (2-tailed)	.000	.039	.008	.000	.000	.001	.000
	N	35	35	35	35	35	35	35
Item_8	Pearson Correlation	.629**	.390*	.248	.264	.326	.178	.450**
	Sig. (2-tailed)	.000	.020	.151	.125	.056	.305	.007
	N	35	35	35	35	35	35	35
Item_9	Pearson Correlation	.625**	.508**	.346*	.429*	.473**	.289	.392*
	Sig. (2-tailed)	.000	.002	.042	.010	.004	.092	.020
	N	35	35	35	35	35	35	35
Item_10	Pearson Correlation	.529**	.302	.122	.168	.296	.112	.394*
	Sig. (2-tailed)	.001	.078	.485	.336	.084	.523	.019
	N	35	35	35	35	35	35	35
Item_11	Pearson Correlation	.632**	.339*	.055	.478**	.518**	.379*	.455**
	Sig. (2-tailed)	.000	.046	.752	.004	.001	.025	.006
	N	35	35	35	35	35	35	35

Correlations

		Item_7	Item_8	Item_9	Item_10	Item_11	Item_12	Item_13
TOTAL	Pearson Correlation	.688**	.629**	.625**	.529**	.632**	.639**	.395*
	Sig. (2-tailed)	.000	.000	.000	.001	.000	.000	.019
	N	35	35	35	35	35	35	35
Item_1	Pearson Correlation	.350*	.390*	.508**	.302	.339*	.255	.069
	Sig. (2-tailed)	.039	.020	.002	.078	.046	.139	.695
	N	35	35	35	35	35	35	35
Item_2	Pearson Correlation	.441**	.248	.346*	.122	.055	.094	.156
	Sig. (2-tailed)	.008	.151	.042	.485	.752	.591	.370
	N	35	35	35	35	35	35	35
Item_3	Pearson Correlation	.592**	.264	.429*	.168	.478**	.188	.047
	Sig. (2-tailed)	.000	.125	.010	.336	.004	.279	.788
	N	35	35	35	35	35	35	35
Item_4	Pearson Correlation	.717**	.326	.473**	.296	.518**	.431**	.131
	Sig. (2-tailed)	.000	.056	.004	.084	.001	.010	.453
	N	35	35	35	35	35	35	35
Item_5	Pearson Correlation	.540**	.178	.289	.112	.379*	.202	.161
	Sig. (2-tailed)	.001	.305	.092	.523	.025	.245	.354
	N	35	35	35	35	35	35	35
Item_6	Pearson Correlation	.569**	.450**	.392*	.394*	.455**	.391*	.144
	Sig. (2-tailed)	.000	.007	.020	.019	.006	.020	.411
	N	35	35	35	35	35	35	35
Item_7	Pearson Correlation	1	.276	.474**	.300	.490**	.483**	.129
	Sig. (2-tailed)		.109	.004	.080	.003	.003	.460
	N	35	35	35	35	35	35	35
Item_8	Pearson Correlation	.276	1	.604**	.338*	.325	.268	.148
	Sig. (2-tailed)	.109		.000	.047	.057	.120	.395
	N	35	35	35	35	35	35	35
Item_9	Pearson Correlation	.474**	.604**	1	.526**	.340*	.252	.010
	Sig. (2-tailed)	.004	.000		.001	.046	.143	.956
	N	35	35	35	35	35	35	35
Item_10	Pearson Correlation	.300	.338*	.526**	1	.564**	.470**	.027
	Sig. (2-tailed)	.080	.047	.001		.000	.004	.878
	N	35	35	35	35	35	35	35
Item_11	Pearson Correlation	.490**	.325	.340*	.564**	1	.551**	.252
	Sig. (2-tailed)	.003	.057	.046	.000		.001	.145
	N	35	35	35	35	35	35	35

Correlations

		Item_14	Item_15	Item_16	Item_17	Item_18
TOTAL	Pearson Correlation	.471**	.376*	.514**	.381*	.387*
	Sig. (2-tailed)	.004	.026	.002	.024	.022
	N	35	35	35	35	35
Item_1	Pearson Correlation	.230	.142	.205	-.082	-.005
	Sig. (2-tailed)	.185	.417	.238	.640	.975
	N	35	35	35	35	35
Item_2	Pearson Correlation	.352*	.291	.470**	.220	.142
	Sig. (2-tailed)	.038	.089	.004	.204	.415
	N	35	35	35	35	35
Item_3	Pearson Correlation	-.062	-.031	.185	.065	.349*
	Sig. (2-tailed)	.723	.857	.288	.712	.040
	N	35	35	35	35	35
Item_4	Pearson Correlation	.080	.047	-.003	.060	.150
	Sig. (2-tailed)	.648	.790	.988	.731	.388
	N	35	35	35	35	35
Item_5	Pearson Correlation	.034	-.012	.084	.036	.090
	Sig. (2-tailed)	.848	.945	.632	.836	.606
	N	35	35	35	35	35
Item_6	Pearson Correlation	.226	.124	.211	.075	.036
	Sig. (2-tailed)	.191	.478	.223	.668	.836
	N	35	35	35	35	35
Item_7	Pearson Correlation	.069	-.023	.134	.104	.145
	Sig. (2-tailed)	.692	.893	.441	.551	.406
	N	35	35	35	35	35
Item_8	Pearson Correlation	.227	.090	.395*	.245	.441**
	Sig. (2-tailed)	.190	.607	.019	.156	.008
	N	35	35	35	35	35
Item_9	Pearson Correlation	.022	.033	.296	-.009	.213
	Sig. (2-tailed)	.900	.850	.084	.957	.220
	N	35	35	35	35	35
Item_10	Pearson Correlation	.170	.086	.225	-.032	.190
	Sig. (2-tailed)	.328	.624	.193	.857	.274
	N	35	35	35	35	35
Item_11	Pearson Correlation	.153	-.006	.033	.103	.246
	Sig. (2-tailed)	.381	.972	.851	.557	.155
	N	35	35	35	35	35

Correlations

		TOTAL	Item_1	Item_2	Item_3	Item_4	Item_5	Item_6
Item_12	Pearson Correlation	.639**	.255	.094	.188	.431**	.202	.391*
	Sig. (2-tailed)	.000	.139	.591	.279	.010	.245	.020
	N	35	35	35	35	35	35	35
Item_13	Pearson Correlation	.395*	.069	.156	.047	.131	.161	.144
	Sig. (2-tailed)	.019	.695	.370	.788	.453	.354	.411
	N	35	35	35	35	35	35	35
Item_14	Pearson Correlation	.471**	.230	.352*	-.062	.080	.034	.226
	Sig. (2-tailed)	.004	.185	.038	.723	.648	.848	.191
	N	35	35	35	35	35	35	35
Item_15	Pearson Correlation	.376*	.142	.291	-.031	.047	-.012	.124
	Sig. (2-tailed)	.026	.417	.089	.857	.790	.945	.478
	N	35	35	35	35	35	35	35
Item_16	Pearson Correlation	.514**	.205	.470**	.185	-.003	.084	.211
	Sig. (2-tailed)	.002	.238	.004	.288	.988	.632	.223
	N	35	35	35	35	35	35	35
Item_17	Pearson Correlation	.381*	-.082	.220	.065	.060	.036	.075
	Sig. (2-tailed)	.024	.640	.204	.712	.731	.836	.668
	N	35	35	35	35	35	35	35
Item_18	Pearson Correlation	.387*	-.005	.142	.349*	.150	.090	.036
	Sig. (2-tailed)	.022	.975	.415	.040	.388	.606	.836
	N	35	35	35	35	35	35	35

Correlations

		Item_7	Item_8	Item_9	Item_10	Item_11	Item_12	Item_13
Item_12	Pearson Correlation	.483**	.268	.252	.470**	.551**	1	.334*
	Sig. (2-tailed)	.003	.120	.143	.004	.001		.050
	N	35	35	35	35	35	35	35
Item_13	Pearson Correlation	.129	.148	.010	.027	.252	.334*	1
	Sig. (2-tailed)	.460	.395	.956	.878	.145	.050	
	N	35	35	35	35	35	35	35
Item_14	Pearson Correlation	.069	.227	.022	.170	.153	.315	.528**
	Sig. (2-tailed)	.692	.190	.900	.328	.381	.066	.001
	N	35	35	35	35	35	35	35
Item_15	Pearson Correlation	-.023	.090	.033	.086	-.006	.362*	.335*
	Sig. (2-tailed)	.893	.607	.850	.624	.972	.033	.049
	N	35	35	35	35	35	35	35
Item_16	Pearson Correlation	.134	.395*	.296	.225	.033	.243	.185
	Sig. (2-tailed)	.441	.019	.084	.193	.851	.160	.286
	N	35	35	35	35	35	35	35
Item_17	Pearson Correlation	.104	.245	-.009	-.032	.103	.271	.371*
	Sig. (2-tailed)	.551	.156	.957	.857	.557	.115	.028
	N	35	35	35	35	35	35	35
Item_18	Pearson Correlation	.145	.441**	.213	.190	.246	.286	-.170
	Sig. (2-tailed)	.406	.008	.220	.274	.155	.096	.328
	N	35	35	35	35	35	35	35

Correlations

		Item_14	Item_15	Item_16	Item_17	Item_18
Item_12	Pearson Correlation	.315	.362*	.243	.271	.286
	Sig. (2-tailed)	.066	.033	.160	.115	.096
	N	35	35	35	35	35
Item_13	Pearson Correlation	.528**	.335*	.185	.371*	-.170
	Sig. (2-tailed)	.001	.049	.286	.028	.328
	N	35	35	35	35	35
Item_14	Pearson Correlation	1	.480**	.319	.440**	-.071
	Sig. (2-tailed)		.004	.061	.008	.684
	N	35	35	35	35	35
Item_15	Pearson Correlation	.480**	1	.466**	.132	.153
	Sig. (2-tailed)	.004		.005	.449	.379
	N	35	35	35	35	35
Item_16	Pearson Correlation	.319	.466**	1	.345*	.301
	Sig. (2-tailed)	.061	.005		.042	.078
	N	35	35	35	35	35
Item_17	Pearson Correlation	.440**	.132	.345*	1	.396*
	Sig. (2-tailed)	.008	.449	.042		.018
	N	35	35	35	35	35
Item_18	Pearson Correlation	-.071	.153	.301	.396*	1
	Sig. (2-tailed)	.684	.379	.078	.018	
	N	35	35	35	35	35

** . Correlation is significant at the 0.01 level (2-tailed).

* . Correlation is significant at the 0.05 level (2-tailed).

Reliability SUPERVISI AKADEMIK "X2"

Scale: ALL VARIABLES

Case Processing Summary

		N	%
Cases	Valid	35	100.0
	Excluded ^a	0	.0
	Total	35	100.0

a. Listwise deletion based on all variables in the procedure.

Reliability Statistics

Cronbach's Alpha	N of Items
.859	18

Correlations BUDAYA ORGANISASI SEKOLAH "X3"

		Correlations						
		TOTAL	Item_1	Item_2	Item_3	Item_4	Item_5	Item_6
TOTAL	Pearson Correlation	1	.555**	.591**	.528**	.553**	.567**	.723**
	Sig. (2-tailed)		.001	.000	.001	.001	.000	.000
	N	35	35	35	35	35	35	35
Item_1	Pearson Correlation	.555**	1	.443**	.226	.376*	.378*	.212
	Sig. (2-tailed)	.001		.008	.191	.026	.025	.221
	N	35	35	35	35	35	35	35
Item_2	Pearson Correlation	.591**	.443**	1	.407*	.360*	.523**	.408*
	Sig. (2-tailed)	.000	.008		.015	.034	.001	.015
	N	35	35	35	35	35	35	35
Item_3	Pearson Correlation	.528**	.226	.407*	1	.343*	.280	.340*
	Sig. (2-tailed)	.001	.191	.015		.044	.104	.046
	N	35	35	35	35	35	35	35
Item_4	Pearson Correlation	.553**	.376*	.360*	.343*	1	.621**	.298
	Sig. (2-tailed)	.001	.026	.034	.044		.000	.082
	N	35	35	35	35	35	35	35
Item_5	Pearson Correlation	.567**	.378*	.523**	.280	.621**	1	.284
	Sig. (2-tailed)	.000	.025	.001	.104	.000		.098
	N	35	35	35	35	35	35	35
Item_6	Pearson Correlation	.723**	.212	.408*	.340*	.298	.284	1
	Sig. (2-tailed)	.000	.221	.015	.046	.082	.098	
	N	35	35	35	35	35	35	35
Item_7	Pearson Correlation	.470**	.024	.155	.349*	.162	.099	.635**
	Sig. (2-tailed)	.004	.892	.373	.040	.353	.571	.000
	N	35	35	35	35	35	35	35
Item_8	Pearson Correlation	.618**	.199	.402*	.513**	.238	.285	.628**
	Sig. (2-tailed)	.000	.251	.017	.002	.168	.097	.000
	N	35	35	35	35	35	35	35
Item_9	Pearson Correlation	.541**	.116	.119	.348*	.126	.116	.620**
	Sig. (2-tailed)	.001	.509	.495	.040	.470	.507	.000
	N	35	35	35	35	35	35	35
Item_10	Pearson Correlation	.480**	.283	.263	-.100	.052	.157	.465**
	Sig. (2-tailed)	.004	.100	.127	.569	.767	.368	.005
	N	35	35	35	35	35	35	35
Item_11	Pearson Correlation	.455**	.285	.282	.113	.193	.170	.280
	Sig. (2-tailed)	.006	.097	.100	.518	.268	.328	.103
	N	35	35	35	35	35	35	35

Correlations

		Item_7	Item_8	Item_9	Item_10	Item_11	Item_12	Item_13
TOTAL	Pearson Correlation	.470**	.618**	.541**	.480**	.455**	.512**	.468**
	Sig. (2-tailed)	.004	.000	.001	.004	.006	.002	.005
	N	35	35	35	35	35	35	35
Item_1	Pearson Correlation	.024	.199	.116	.283	.285	.278	.203
	Sig. (2-tailed)	.892	.251	.509	.100	.097	.106	.242
	N	35	35	35	35	35	35	35
Item_2	Pearson Correlation	.155	.402*	.119	.263	.282	.366*	.029
	Sig. (2-tailed)	.373	.017	.495	.127	.100	.031	.866
	N	35	35	35	35	35	35	35
Item_3	Pearson Correlation	.349*	.513**	.348*	-.100	.113	.454**	.098
	Sig. (2-tailed)	.040	.002	.040	.569	.518	.006	.575
	N	35	35	35	35	35	35	35
Item_4	Pearson Correlation	.162	.238	.126	.052	.193	.212	.268
	Sig. (2-tailed)	.353	.168	.470	.767	.268	.222	.120
	N	35	35	35	35	35	35	35
Item_5	Pearson Correlation	.099	.285	.116	.157	.170	.156	.248
	Sig. (2-tailed)	.571	.097	.507	.368	.328	.370	.150
	N	35	35	35	35	35	35	35
Item_6	Pearson Correlation	.635**	.628**	.620**	.465**	.280	.432**	.257
	Sig. (2-tailed)	.000	.000	.000	.005	.103	.010	.137
	N	35	35	35	35	35	35	35
Item_7	Pearson Correlation	1	.561**	.687**	.204	.219	.153	.060
	Sig. (2-tailed)		.000	.000	.240	.206	.381	.734
	N	35	35	35	35	35	35	35
Item_8	Pearson Correlation	.561**	1	.468**	.135	.089	.371*	-.094
	Sig. (2-tailed)	.000		.005	.438	.611	.028	.591
	N	35	35	35	35	35	35	35
Item_9	Pearson Correlation	.687**	.468**	1	.185	.152	.280	.006
	Sig. (2-tailed)	.000	.005		.286	.383	.103	.975
	N	35	35	35	35	35	35	35
Item_10	Pearson Correlation	.204	.135	.185	1	.464**	.196	.433**
	Sig. (2-tailed)	.240	.438	.286		.005	.260	.009
	N	35	35	35	35	35	35	35
Item_11	Pearson Correlation	.219	.089	.152	.464**	1	.187	.288
	Sig. (2-tailed)	.206	.611	.383	.005		.283	.093
	N	35	35	35	35	35	35	35

Correlations

		Item_14	Item_15	Item_16	Item_17	Item_18
TOTAL	Pearson Correlation	.646**	.613**	.547**	.462**	.482**
	Sig. (2-tailed)	.000	.000	.001	.005	.003
	N	35	35	35	35	35
Item_1	Pearson Correlation	.499**	.479**	.433**	.085	.104
	Sig. (2-tailed)	.002	.004	.009	.627	.553
	N	35	35	35	35	35
Item_2	Pearson Correlation	.234	.358*	.191	.007	.196
	Sig. (2-tailed)	.175	.035	.272	.968	.260
	N	35	35	35	35	35
Item_3	Pearson Correlation	.216	.181	.076	.003	.246
	Sig. (2-tailed)	.212	.299	.663	.986	.155
	N	35	35	35	35	35
Item_4	Pearson Correlation	.439**	.372*	.148	.172	.112
	Sig. (2-tailed)	.008	.028	.395	.324	.522
	N	35	35	35	35	35
Item_5	Pearson Correlation	.443**	.315	.249	.119	.129
	Sig. (2-tailed)	.008	.066	.149	.497	.461
	N	35	35	35	35	35
Item_6	Pearson Correlation	.294	.293	.070	.262	.209
	Sig. (2-tailed)	.087	.088	.689	.129	.228
	N	35	35	35	35	35
Item_7	Pearson Correlation	.175	.155	-.036	-.063	-.037
	Sig. (2-tailed)	.315	.373	.837	.721	.833
	N	35	35	35	35	35
Item_8	Pearson Correlation	.423*	.259	.211	.174	.090
	Sig. (2-tailed)	.011	.133	.225	.317	.607
	N	35	35	35	35	35
Item_9	Pearson Correlation	.165	.254	.096	.316	.141
	Sig. (2-tailed)	.343	.142	.582	.065	.420
	N	35	35	35	35	35
Item_10	Pearson Correlation	.155	.128	.239	.169	.332
	Sig. (2-tailed)	.372	.464	.167	.333	.051
	N	35	35	35	35	35
Item_11	Pearson Correlation	.347*	.140	.134	.132	-.003
	Sig. (2-tailed)	.041	.423	.443	.450	.984
	N	35	35	35	35	35

Correlations

		TOTAL	Item_1	Item_2	Item_3	Item_4	Item_5	Item_6
Item_12	Pearson Correlation	.512**	.278	.366*	.454**	.212	.156	.432**
	Sig. (2-tailed)	.002	.106	.031	.006	.222	.370	.010
	N	35	35	35	35	35	35	35
Item_13	Pearson Correlation	.468**	.203	.029	.098	.268	.248	.257
	Sig. (2-tailed)	.005	.242	.866	.575	.120	.150	.137
	N	35	35	35	35	35	35	35
Item_14	Pearson Correlation	.646**	.499**	.234	.216	.439**	.443**	.294
	Sig. (2-tailed)	.000	.002	.175	.212	.008	.008	.087
	N	35	35	35	35	35	35	35
Item_15	Pearson Correlation	.613**	.479**	.358*	.181	.372*	.315	.293
	Sig. (2-tailed)	.000	.004	.035	.299	.028	.066	.088
	N	35	35	35	35	35	35	35
Item_16	Pearson Correlation	.547**	.433**	.191	.076	.148	.249	.070
	Sig. (2-tailed)	.001	.009	.272	.663	.395	.149	.689
	N	35	35	35	35	35	35	35
Item_17	Pearson Correlation	.462**	.085	.007	.003	.172	.119	.262
	Sig. (2-tailed)	.005	.627	.968	.986	.324	.497	.129
	N	35	35	35	35	35	35	35
Item_18	Pearson Correlation	.482**	.104	.196	.246	.112	.129	.209
	Sig. (2-tailed)	.003	.553	.260	.155	.522	.461	.228
	N	35	35	35	35	35	35	35

Correlations

		Item_7	Item_8	Item_9	Item_10	Item_11	Item_12	Item_13
Item_12	Pearson Correlation	.153	.371 [*]	.280	.196	.187	1	-.012
	Sig. (2-tailed)	.381	.028	.103	.260	.283		.945
	N	35	35	35	35	35	35	35
Item_13	Pearson Correlation	.060	-.094	.006	.433 ^{**}	.288	-.012	1
	Sig. (2-tailed)	.734	.591	.975	.009	.093	.945	
	N	35	35	35	35	35	35	35
Item_14	Pearson Correlation	.175	.423 [*]	.165	.155	.347 [*]	.245	.456 ^{**}
	Sig. (2-tailed)	.315	.011	.343	.372	.041	.156	.006
	N	35	35	35	35	35	35	35
Item_15	Pearson Correlation	.155	.259	.254	.128	.140	.083	.229
	Sig. (2-tailed)	.373	.133	.142	.464	.423	.635	.186
	N	35	35	35	35	35	35	35
Item_16	Pearson Correlation	-.036	.211	.096	.239	.134	.280	.370 [*]
	Sig. (2-tailed)	.837	.225	.582	.167	.443	.103	.029
	N	35	35	35	35	35	35	35
Item_17	Pearson Correlation	-.063	.174	.316	.169	.132	-.044	.500 ^{**}
	Sig. (2-tailed)	.721	.317	.065	.333	.450	.800	.002
	N	35	35	35	35	35	35	35
Item_18	Pearson Correlation	-.037	.090	.141	.332	-.003	.368 [*]	.367 [*]
	Sig. (2-tailed)	.833	.607	.420	.051	.984	.029	.030
	N	35	35	35	35	35	35	35

Correlations

		Item_14	Item_15	Item_16	Item_17	Item_18
Item_12	Pearson Correlation	.245	.083	.280	-.044	.368*
	Sig. (2-tailed)	.156	.635	.103	.800	.029
	N	35	35	35	35	35
Item_13	Pearson Correlation	.456**	.229	.370*	.500**	.367*
	Sig. (2-tailed)	.006	.186	.029	.002	.030
	N	35	35	35	35	35
Item_14	Pearson Correlation	1	.435**	.475**	.373*	.080
	Sig. (2-tailed)		.009	.004	.027	.647
	N	35	35	35	35	35
Item_15	Pearson Correlation	.435**	1	.528**	.417*	.416*
	Sig. (2-tailed)	.009		.001	.013	.013
	N	35	35	35	35	35
Item_16	Pearson Correlation	.475**	.528**	1	.485**	.518**
	Sig. (2-tailed)	.004	.001		.003	.001
	N	35	35	35	35	35
Item_17	Pearson Correlation	.373*	.417*	.485**	1	.422*
	Sig. (2-tailed)	.027	.013	.003		.012
	N	35	35	35	35	35
Item_18	Pearson Correlation	.080	.416*	.518**	.422*	1
	Sig. (2-tailed)	.647	.013	.001	.012	
	N	35	35	35	35	35

** . Correlation is significant at the 0.01 level (2-tailed).

* . Correlation is significant at the 0.05 level (2-tailed).

Reliability BUDAYA ORGANISASI SEKOLAH "X3"

Scale: ALL VARIABLES

Case Processing Summary

		N	%
Cases	Valid	35	100.0
	Excluded ^a	0	.0
	Total	35	100.0

a. Listwise deletion based on all variables in the procedure.

Reliability Statistics

Cronbach's Alpha	N of Items
.860	18

Correlations KOMPETENSI PEDAGOGIK GURU "Y"

		Correlations						
		TOTAL	Item_1	Item_2	Item_3	Item_4	Item_5	Item_6
TOTAL	Pearson Correlation	1	.375*	.501**	.351*	.499**	.514**	.617**
	Sig. (2-tailed)		.026	.002	.039	.002	.002	.000
	N	35	35	35	35	35	35	35
Item_1	Pearson Correlation	.375*	1	.149	.356*	.485**	.150	.331
	Sig. (2-tailed)	.026		.392	.036	.003	.390	.052
	N	35	35	35	35	35	35	35
Item_2	Pearson Correlation	.501**	.149	1	.139	.118	.193	.207
	Sig. (2-tailed)	.002	.392		.426	.498	.266	.233
	N	35	35	35	35	35	35	35
Item_3	Pearson Correlation	.351*	.356*	.139	1	.440**	.171	.207
	Sig. (2-tailed)	.039	.036	.426		.008	.327	.233
	N	35	35	35	35	35	35	35
Item_4	Pearson Correlation	.499**	.485**	.118	.440**	1	.443**	.518**
	Sig. (2-tailed)	.002	.003	.498	.008		.008	.001
	N	35	35	35	35	35	35	35
Item_5	Pearson Correlation	.514**	.150	.193	.171	.443**	1	.635**
	Sig. (2-tailed)	.002	.390	.266	.327	.008		.000
	N	35	35	35	35	35	35	35
Item_6	Pearson Correlation	.617**	.331	.207	.207	.518**	.635**	1
	Sig. (2-tailed)	.000	.052	.233	.233	.001	.000	
	N	35	35	35	35	35	35	35
Item_7	Pearson Correlation	.596**	.505**	.029	.306	.549**	.422*	.443**
	Sig. (2-tailed)	.000	.002	.868	.074	.001	.011	.008
	N	35	35	35	35	35	35	35
Item_8	Pearson Correlation	.625**	.457**	.291	.291	.470**	.639**	.574**
	Sig. (2-tailed)	.000	.006	.090	.090	.004	.000	.000
	N	35	35	35	35	35	35	35
Item_9	Pearson Correlation	.540**	.461**	-.050	.269	.577**	.460**	.552**
	Sig. (2-tailed)	.001	.005	.773	.118	.000	.005	.001
	N	35	35	35	35	35	35	35
Item_10	Pearson Correlation	.535**	.275	.030	.393*	.531**	.293	.471**
	Sig. (2-tailed)	.001	.110	.863	.020	.001	.087	.004
	N	35	35	35	35	35	35	35
Item_11	Pearson Correlation	.638**	.362*	.174	.603**	.661**	.306	.410*
	Sig. (2-tailed)	.000	.032	.317	.000	.000	.074	.014
	N	35	35	35	35	35	35	35

Correlations

		Item_7	Item_8	Item_9	Item_10	Item_11	Item_12	Item_13
TOTAL	Pearson Correlation	.596**	.625**	.540**	.535**	.638**	.563**	.336*
	Sig. (2-tailed)	.000	.000	.001	.001	.000	.000	.049
	N	35	35	35	35	35	35	35
Item_1	Pearson Correlation	.505**	.457**	.461**	.275	.362*	.374*	.038
	Sig. (2-tailed)	.002	.006	.005	.110	.032	.027	.827
	N	35	35	35	35	35	35	35
Item_2	Pearson Correlation	.029	.291	-.050	.030	.174	.000	.305
	Sig. (2-tailed)	.868	.090	.773	.863	.317	1.000	.075
	N	35	35	35	35	35	35	35
Item_3	Pearson Correlation	.306	.291	.269	.393*	.603**	.370*	-.054
	Sig. (2-tailed)	.074	.090	.118	.020	.000	.029	.758
	N	35	35	35	35	35	35	35
Item_4	Pearson Correlation	.549**	.470**	.577**	.531**	.661**	.524**	-.173
	Sig. (2-tailed)	.001	.004	.000	.001	.000	.001	.320
	N	35	35	35	35	35	35	35
Item_5	Pearson Correlation	.422*	.639**	.460**	.293	.306	.192	.033
	Sig. (2-tailed)	.011	.000	.005	.087	.074	.268	.852
	N	35	35	35	35	35	35	35
Item_6	Pearson Correlation	.443**	.574**	.552**	.471**	.410*	.408*	-.023
	Sig. (2-tailed)	.008	.000	.001	.004	.014	.015	.895
	N	35	35	35	35	35	35	35
Item_7	Pearson Correlation	1	.356*	.433**	.446**	.554**	.537**	.053
	Sig. (2-tailed)		.036	.009	.007	.001	.001	.761
	N	35	35	35	35	35	35	35
Item_8	Pearson Correlation	.356*	1	.785**	.433**	.467**	.378*	.135
	Sig. (2-tailed)	.036		.000	.009	.005	.025	.440
	N	35	35	35	35	35	35	35
Item_9	Pearson Correlation	.433**	.785**	1	.602**	.411*	.493**	-.083
	Sig. (2-tailed)	.009	.000		.000	.014	.003	.635
	N	35	35	35	35	35	35	35
Item_10	Pearson Correlation	.446**	.433**	.602**	1	.598**	.570**	-.263
	Sig. (2-tailed)	.007	.009	.000		.000	.000	.127
	N	35	35	35	35	35	35	35
Item_11	Pearson Correlation	.554**	.467**	.411*	.598**	1	.720**	.005
	Sig. (2-tailed)	.001	.005	.014	.000		.000	.976
	N	35	35	35	35	35	35	35

Correlations

		Item_14	Item_15	Item_16	Item_17	Item_18	Item_19	Item_20
TOTAL	Pearson Correlation	.307	.555**	.394*	.481**	.399*	.453**	.405*
	Sig. (2-tailed)	.073	.001	.019	.003	.017	.006	.016
	N	35	35	35	35	35	35	35
Item_1	Pearson Correlation	.296	.400*	.386*	.206	.154	.228	.274
	Sig. (2-tailed)	.084	.017	.022	.235	.376	.189	.111
	N	35	35	35	35	35	35	35
Item_2	Pearson Correlation	.105	.482**	.230	.267	.348*	.440**	.273
	Sig. (2-tailed)	.548	.003	.184	.121	.040	.008	.113
	N	35	35	35	35	35	35	35
Item_3	Pearson Correlation	.083	.226	.041	-.014	.004	.092	-.064
	Sig. (2-tailed)	.634	.192	.816	.936	.981	.599	.715
	N	35	35	35	35	35	35	35
Item_4	Pearson Correlation	.173	.247	.092	.218	.143	.110	.019
	Sig. (2-tailed)	.320	.153	.601	.208	.411	.529	.915
	N	35	35	35	35	35	35	35
Item_5	Pearson Correlation	.081	.304	.067	.074	.016	.133	-.045
	Sig. (2-tailed)	.645	.076	.701	.673	.927	.448	.796
	N	35	35	35	35	35	35	35
Item_6	Pearson Correlation	.135	.472**	.171	.322	.243	.257	.069
	Sig. (2-tailed)	.441	.004	.326	.059	.160	.137	.695
	N	35	35	35	35	35	35	35
Item_7	Pearson Correlation	.105	.295	.188	.163	.082	.008	.190
	Sig. (2-tailed)	.550	.085	.280	.349	.638	.963	.275
	N	35	35	35	35	35	35	35
Item_8	Pearson Correlation	.358*	.416*	.353*	.333	.282	.385*	.196
	Sig. (2-tailed)	.035	.013	.037	.050	.101	.022	.260
	N	35	35	35	35	35	35	35
Item_9	Pearson Correlation	.217	.282	.255	.243	.158	.160	.191
	Sig. (2-tailed)	.210	.101	.139	.159	.364	.358	.272
	N	35	35	35	35	35	35	35
Item_10	Pearson Correlation	.053	.351*	.106	.174	.085	.000	.140
	Sig. (2-tailed)	.764	.038	.544	.318	.629	1.000	.423
	N	35	35	35	35	35	35	35
Item_11	Pearson Correlation	.181	.283	.096	.229	.184	.230	.136
	Sig. (2-tailed)	.298	.099	.583	.187	.291	.183	.438
	N	35	35	35	35	35	35	35

Correlations

		Item_21	Item_22	Item_23	Item_24	Item_25	Item_26	Item_27
TOTAL	Pearson Correlation	.238	.290	.419 [*]	.515 ^{**}	.138	.631 ^{**}	.685 ^{**}
	Sig. (2-tailed)	.169	.091	.012	.002	.431	.000	.000
	N	35	35	35	35	35	35	35
Item_1	Pearson Correlation	-.276	.038	-.170	.302	.176	.233	.048
	Sig. (2-tailed)	.109	.827	.328	.078	.313	.178	.785
	N	35	35	35	35	35	35	35
Item_2	Pearson Correlation	.329	.375 [*]	.502 ^{**}	.649 ^{**}	.257	.751 ^{**}	.351 [*]
	Sig. (2-tailed)	.054	.026	.002	.000	.135	.000	.039
	N	35	35	35	35	35	35	35
Item_3	Pearson Correlation	-.056	-.200	-.284	-.014	.343 [*]	.075	.238
	Sig. (2-tailed)	.750	.249	.098	.937	.043	.667	.169
	N	35	35	35	35	35	35	35
Item_4	Pearson Correlation	-.240	-.017	-.191	.164	.077	.063	.344 [*]
	Sig. (2-tailed)	.165	.924	.272	.346	.660	.718	.043
	N	35	35	35	35	35	35	35
Item_5	Pearson Correlation	.192	.000	.097	.491 ^{**}	.161	.256	.511 ^{**}
	Sig. (2-tailed)	.268	1.000	.578	.003	.354	.137	.002
	N	35	35	35	35	35	35	35
Item_6	Pearson Correlation	.060	.172	.090	.437 ^{**}	.160	.381 [*]	.483 ^{**}
	Sig. (2-tailed)	.732	.323	.605	.009	.360	.024	.003
	N	35	35	35	35	35	35	35
Item_7	Pearson Correlation	-.055	-.184	-.050	.228	.135	.131	.349 [*]
	Sig. (2-tailed)	.753	.291	.775	.187	.439	.452	.040
	N	35	35	35	35	35	35	35
Item_8	Pearson Correlation	-.112	.105	.163	.429 [*]	.144	.441 ^{**}	.399 [*]
	Sig. (2-tailed)	.520	.549	.349	.010	.410	.008	.018
	N	35	35	35	35	35	35	35
Item_9	Pearson Correlation	-.270	.102	-.064	.122	-.039	.165	.372 [*]
	Sig. (2-tailed)	.116	.559	.716	.484	.824	.343	.028
	N	35	35	35	35	35	35	35
Item_10	Pearson Correlation	-.075	.093	-.064	.171	-.188	.139	.460 ^{**}
	Sig. (2-tailed)	.668	.595	.716	.326	.280	.426	.005
	N	35	35	35	35	35	35	35
Item_11	Pearson Correlation	-.032	-.119	-.049	.144	.086	.129	.426 [*]
	Sig. (2-tailed)	.854	.496	.781	.409	.623	.459	.011
	N	35	35	35	35	35	35	35

Correlations

		Item_28	Item_29	Item_30	Item_31	Item_32	Item_33	Item_34
TOTAL	Pearson Correlation	.700**	.444**	.355*	.601**	.562**	.696**	.454**
	Sig. (2-tailed)	.000	.008	.036	.000	.000	.000	.006
	N	35	35	35	35	35	35	35
Item_1	Pearson Correlation	.272	.119	.031	.013	-.033	.220	.175
	Sig. (2-tailed)	.114	.495	.861	.940	.850	.204	.315
	N	35	35	35	35	35	35	35
Item_2	Pearson Correlation	.265	.175	.240	.160	.279	.214	.224
	Sig. (2-tailed)	.123	.316	.165	.358	.104	.217	.197
	N	35	35	35	35	35	35	35
Item_3	Pearson Correlation	.318	.203	.064	.245	.084	.384*	-.022
	Sig. (2-tailed)	.062	.243	.715	.156	.633	.023	.901
	N	35	35	35	35	35	35	35
Item_4	Pearson Correlation	.325	.060	.237	.400*	.438**	.359*	-.035
	Sig. (2-tailed)	.057	.733	.170	.017	.009	.034	.840
	N	35	35	35	35	35	35	35
Item_5	Pearson Correlation	.326	.267	.447**	.224	.305	.326	.006
	Sig. (2-tailed)	.056	.121	.007	.196	.075	.056	.974
	N	35	35	35	35	35	35	35
Item_6	Pearson Correlation	.411*	.091	.450**	.485**	.399*	.468**	.151
	Sig. (2-tailed)	.014	.604	.007	.003	.018	.005	.387
	N	35	35	35	35	35	35	35
Item_7	Pearson Correlation	.552**	.297	.330	.298	.433**	.505**	.258
	Sig. (2-tailed)	.001	.084	.053	.082	.009	.002	.135
	N	35	35	35	35	35	35	35
Item_8	Pearson Correlation	.326	.307	.025	.219	.263	.285	.156
	Sig. (2-tailed)	.056	.073	.886	.205	.128	.098	.370
	N	35	35	35	35	35	35	35
Item_9	Pearson Correlation	.330	.156	.113	.356*	.377*	.375*	.271
	Sig. (2-tailed)	.053	.371	.516	.036	.026	.026	.116
	N	35	35	35	35	35	35	35
Item_10	Pearson Correlation	.360*	.103	.288	.402*	.311	.434**	.216
	Sig. (2-tailed)	.034	.558	.093	.017	.069	.009	.214
	N	35	35	35	35	35	35	35
Item_11	Pearson Correlation	.523**	.353*	.115	.376*	.371*	.511**	.126
	Sig. (2-tailed)	.001	.038	.510	.026	.028	.002	.470
	N	35	35	35	35	35	35	35

Correlations

		Item_35	Item_36	Item_37	Item_38	Item_39	Item_40	Item_41
TOTAL	Pearson Correlation	.492**	.458**	.513**	.548**	.589**	.738**	.525**
	Sig. (2-tailed)	.003	.006	.002	.001	.000	.000	.001
	N	35	35	35	35	35	35	35
Item_1	Pearson Correlation	.035	.263	.236	.280	.254	.507**	.371*
	Sig. (2-tailed)	.841	.126	.173	.104	.141	.002	.028
	N	35	35	35	35	35	35	35
Item_2	Pearson Correlation	.060	.027	.353*	.268	.022	.335*	.059
	Sig. (2-tailed)	.733	.876	.038	.119	.902	.049	.736
	N	35	35	35	35	35	35	35
Item_3	Pearson Correlation	.075	.105	.126	.301	.262	.457**	.438**
	Sig. (2-tailed)	.667	.550	.472	.079	.128	.006	.008
	N	35	35	35	35	35	35	35
Item_4	Pearson Correlation	.148	.463**	.435**	.188	.233	.407*	.205
	Sig. (2-tailed)	.396	.005	.009	.280	.178	.015	.237
	N	35	35	35	35	35	35	35
Item_5	Pearson Correlation	.093	.066	.117	.415*	.360*	.301	.179
	Sig. (2-tailed)	.594	.707	.502	.013	.034	.079	.304
	N	35	35	35	35	35	35	35
Item_6	Pearson Correlation	.214	.364*	.302	.342*	.291	.494**	.322
	Sig. (2-tailed)	.216	.032	.078	.045	.090	.003	.059
	N	35	35	35	35	35	35	35
Item_7	Pearson Correlation	.423*	.268	.291	.424*	.475**	.498**	.338*
	Sig. (2-tailed)	.011	.120	.090	.011	.004	.002	.047
	N	35	35	35	35	35	35	35
Item_8	Pearson Correlation	-.023	.262	.127	.325	.324	.462**	.381*
	Sig. (2-tailed)	.895	.128	.466	.056	.058	.005	.024
	N	35	35	35	35	35	35	35
Item_9	Pearson Correlation	.143	.426*	.202	.363*	.430**	.472**	.375*
	Sig. (2-tailed)	.413	.011	.245	.032	.010	.004	.026
	N	35	35	35	35	35	35	35
Item_10	Pearson Correlation	.411*	.363*	.315	.242	.554**	.424*	.450**
	Sig. (2-tailed)	.014	.032	.066	.162	.001	.011	.007
	N	35	35	35	35	35	35	35
Item_11	Pearson Correlation	.405*	.371*	.264	.377*	.360*	.619**	.511**
	Sig. (2-tailed)	.016	.028	.125	.025	.034	.000	.002
	N	35	35	35	35	35	35	35

Correlations

		Item_42	Item_43	Item_44	Item_45	Item_46	Item_47	Item_48
TOTAL	Pearson Correlation	.613**	.672**	.663**	.533**	.276	.368*	.129
	Sig. (2-tailed)	.000	.000	.000	.001	.109	.029	.461
	N	35	35	35	35	35	35	35
Item_1	Pearson Correlation	.610**	.215	.133	-.100	-.159	-.283	-.155
	Sig. (2-tailed)	.000	.215	.446	.568	.363	.100	.375
	N	35	35	35	35	35	35	35
Item_2	Pearson Correlation	.151	.079	.188	.224	.182	.338*	.173
	Sig. (2-tailed)	.388	.652	.279	.197	.295	.047	.322
	N	35	35	35	35	35	35	35
Item_3	Pearson Correlation	.422*	.158	.143	.131	-.134	-.126	-.403*
	Sig. (2-tailed)	.011	.364	.411	.451	.442	.470	.017
	N	35	35	35	35	35	35	35
Item_4	Pearson Correlation	.425*	.221	.209	.137	-.070	-.177	-.226
	Sig. (2-tailed)	.011	.202	.228	.434	.690	.309	.192
	N	35	35	35	35	35	35	35
Item_5	Pearson Correlation	.216	.251	.331	.237	-.046	.089	.114
	Sig. (2-tailed)	.214	.146	.052	.171	.795	.611	.516
	N	35	35	35	35	35	35	35
Item_6	Pearson Correlation	.427*	.306	.297	.322	-.012	-.029	.075
	Sig. (2-tailed)	.010	.074	.083	.059	.945	.867	.669
	N	35	35	35	35	35	35	35
Item_7	Pearson Correlation	.602**	.477**	.231	.097	-.048	-.166	.106
	Sig. (2-tailed)	.000	.004	.183	.581	.785	.341	.546
	N	35	35	35	35	35	35	35
Item_8	Pearson Correlation	.437**	.378*	.346*	.317	.118	.132	-.084
	Sig. (2-tailed)	.009	.025	.042	.064	.499	.449	.630
	N	35	35	35	35	35	35	35
Item_9	Pearson Correlation	.422*	.405*	.383*	.375*	-.016	-.072	-.274
	Sig. (2-tailed)	.011	.016	.023	.026	.928	.682	.111
	N	35	35	35	35	35	35	35
Item_10	Pearson Correlation	.450**	.461**	.317	.249	-.005	-.035	-.264
	Sig. (2-tailed)	.007	.005	.063	.149	.978	.844	.125
	N	35	35	35	35	35	35	35
Item_11	Pearson Correlation	.529**	.483**	.400*	.242	-.016	.000	-.303
	Sig. (2-tailed)	.001	.003	.017	.162	.926	1.000	.077
	N	35	35	35	35	35	35	35

Correlations

		Item_49	Item_50	Item_51	Item_52	Item_53	Item_54
TOTAL	Pearson Correlation	.274	.189	.356 [*]	.248	.353 [*]	.229
	Sig. (2-tailed)	.111	.277	.036	.150	.038	.185
	N	35	35	35	35	35	35
Item_1	Pearson Correlation	-.159	-.082	-.283	-.037	.027	.093
	Sig. (2-tailed)	.361	.640	.100	.831	.876	.594
	N	35	35	35	35	35	35
Item_2	Pearson Correlation	.332	.132	.169	.026	-.046	.152
	Sig. (2-tailed)	.052	.450	.331	.883	.794	.382
	N	35	35	35	35	35	35
Item_3	Pearson Correlation	.038	.005	.229	-.056	-.036	.245
	Sig. (2-tailed)	.830	.979	.185	.750	.839	.155
	N	35	35	35	35	35	35
Item_4	Pearson Correlation	.240	-.011	.069	.091	.216	.132
	Sig. (2-tailed)	.166	.948	.694	.605	.213	.450
	N	35	35	35	35	35	35
Item_5	Pearson Correlation	.081	-.085	.133	-.023	.443 ^{**}	.145
	Sig. (2-tailed)	.645	.626	.446	.897	.008	.406
	N	35	35	35	35	35	35
Item_6	Pearson Correlation	.004	.004	.087	-.164	.133	-.075
	Sig. (2-tailed)	.980	.980	.620	.347	.447	.669
	N	35	35	35	35	35	35
Item_7	Pearson Correlation	.009	.230	.264	.095	.393 [*]	.171
	Sig. (2-tailed)	.961	.184	.125	.589	.020	.326
	N	35	35	35	35	35	35
Item_8	Pearson Correlation	.153	-.053	.008	.139	.075	.089
	Sig. (2-tailed)	.381	.761	.963	.424	.670	.612
	N	35	35	35	35	35	35
Item_9	Pearson Correlation	.033	-.166	-.060	.051	.130	.026
	Sig. (2-tailed)	.850	.340	.732	.772	.458	.882
	N	35	35	35	35	35	35
Item_10	Pearson Correlation	-.082	-.046	.094	.155	.234	.046
	Sig. (2-tailed)	.638	.795	.593	.374	.176	.792
	N	35	35	35	35	35	35
Item_11	Pearson Correlation	.130	.087	.322	.231	.223	.159
	Sig. (2-tailed)	.458	.619	.060	.181	.197	.361
	N	35	35	35	35	35	35

Correlations

		TOTAL	Item_1	Item_2	Item_3	Item_4	Item_5	Item_6
Item_12	Pearson Correlation	.563**	.374*	.000	.370*	.524**	.192	.408*
	Sig. (2-tailed)	.000	.027	1.000	.029	.001	.268	.015
	N	35	35	35	35	35	35	35
Item_13	Pearson Correlation	.336*	.038	.305	-.054	-.173	.033	-.023
	Sig. (2-tailed)	.049	.827	.075	.758	.320	.852	.895
	N	35	35	35	35	35	35	35
Item_14	Pearson Correlation	.307	.296	.105	.083	.173	.081	.135
	Sig. (2-tailed)	.073	.084	.548	.634	.320	.645	.441
	N	35	35	35	35	35	35	35
Item_15	Pearson Correlation	.555**	.400*	.482**	.226	.247	.304	.472**
	Sig. (2-tailed)	.001	.017	.003	.192	.153	.076	.004
	N	35	35	35	35	35	35	35
Item_16	Pearson Correlation	.394*	.386*	.230	.041	.092	.067	.171
	Sig. (2-tailed)	.019	.022	.184	.816	.601	.701	.326
	N	35	35	35	35	35	35	35
Item_17	Pearson Correlation	.481**	.206	.267	-.014	.218	.074	.322
	Sig. (2-tailed)	.003	.235	.121	.936	.208	.673	.059
	N	35	35	35	35	35	35	35
Item_18	Pearson Correlation	.399*	.154	.348*	.004	.143	.016	.243
	Sig. (2-tailed)	.017	.376	.040	.981	.411	.927	.160
	N	35	35	35	35	35	35	35
Item_19	Pearson Correlation	.453**	.228	.440**	.092	.110	.133	.257
	Sig. (2-tailed)	.006	.189	.008	.599	.529	.448	.137
	N	35	35	35	35	35	35	35
Item_20	Pearson Correlation	.405*	.274	.273	-.064	.019	-.045	.069
	Sig. (2-tailed)	.016	.111	.113	.715	.915	.796	.695
	N	35	35	35	35	35	35	35
Item_21	Pearson Correlation	.238	-.276	.329	-.056	-.240	.192	.060
	Sig. (2-tailed)	.169	.109	.054	.750	.165	.268	.732
	N	35	35	35	35	35	35	35
Item_22	Pearson Correlation	.290	.038	.375*	-.200	-.017	.000	.172
	Sig. (2-tailed)	.091	.827	.026	.249	.924	1.000	.323
	N	35	35	35	35	35	35	35
Item_23	Pearson Correlation	.419*	-.170	.502**	-.284	-.191	.097	.090
	Sig. (2-tailed)	.012	.328	.002	.098	.272	.578	.605
	N	35	35	35	35	35	35	35
Item_24	Pearson Correlation	.515**	.302	.649**	-.014	.164	.491**	.437**
	Sig. (2-tailed)	.002	.078	.000	.937	.346	.003	.009
	N	35	35	35	35	35	35	35

Correlations

		Item_7	Item_8	Item_9	Item_10	Item_11	Item_12	Item_13
Item_12	Pearson Correlation	.537**	.378*	.493**	.570**	.720**	1	-.011
	Sig. (2-tailed)	.001	.025	.003	.000	.000		.950
	N	35	35	35	35	35	35	35
Item_13	Pearson Correlation	.053	.135	-.083	-.263	.005	-.011	1
	Sig. (2-tailed)	.761	.440	.635	.127	.976	.950	
	N	35	35	35	35	35	35	35
Item_14	Pearson Correlation	.105	.358*	.217	.053	.181	.144	.379*
	Sig. (2-tailed)	.550	.035	.210	.764	.298	.409	.025
	N	35	35	35	35	35	35	35
Item_15	Pearson Correlation	.295	.416*	.282	.351*	.283	.423*	.325
	Sig. (2-tailed)	.085	.013	.101	.038	.099	.011	.056
	N	35	35	35	35	35	35	35
Item_16	Pearson Correlation	.188	.353*	.255	.106	.096	.316	.372*
	Sig. (2-tailed)	.280	.037	.139	.544	.583	.065	.028
	N	35	35	35	35	35	35	35
Item_17	Pearson Correlation	.163	.333	.243	.174	.229	.295	.439**
	Sig. (2-tailed)	.349	.050	.159	.318	.187	.085	.008
	N	35	35	35	35	35	35	35
Item_18	Pearson Correlation	.082	.282	.158	.085	.184	.102	.463**
	Sig. (2-tailed)	.638	.101	.364	.629	.291	.561	.005
	N	35	35	35	35	35	35	35
Item_19	Pearson Correlation	.008	.385*	.160	.000	.230	.081	.454**
	Sig. (2-tailed)	.963	.022	.358	1.000	.183	.645	.006
	N	35	35	35	35	35	35	35
Item_20	Pearson Correlation	.190	.196	.191	.140	.136	.259	.520**
	Sig. (2-tailed)	.275	.260	.272	.423	.438	.133	.001
	N	35	35	35	35	35	35	35
Item_21	Pearson Correlation	-.055	-.112	-.270	-.075	-.032	-.090	.299
	Sig. (2-tailed)	.753	.520	.116	.668	.854	.606	.080
	N	35	35	35	35	35	35	35
Item_22	Pearson Correlation	-.184	.105	.102	.093	-.119	.020	.219
	Sig. (2-tailed)	.291	.549	.559	.595	.496	.910	.207
	N	35	35	35	35	35	35	35
Item_23	Pearson Correlation	-.050	.163	-.064	-.064	-.049	-.184	.297
	Sig. (2-tailed)	.775	.349	.716	.716	.781	.289	.083
	N	35	35	35	35	35	35	35
Item_24	Pearson Correlation	.228	.429*	.122	.171	.144	.079	.309
	Sig. (2-tailed)	.187	.010	.484	.326	.409	.653	.071
	N	35	35	35	35	35	35	35

Correlations

		Item_14	Item_15	Item_16	Item_17	Item_18	Item_19	Item_20
Item_12	Pearson Correlation	.144	.423 [*]	.316	.295	.102	.081	.259
	Sig. (2-tailed)	.409	.011	.065	.085	.561	.645	.133
	N	35	35	35	35	35	35	35
Item_13	Pearson Correlation	.379 [*]	.325	.372 [*]	.439 ^{**}	.463 ^{**}	.454 ^{**}	.520 ^{**}
	Sig. (2-tailed)	.025	.056	.028	.008	.005	.006	.001
	N	35	35	35	35	35	35	35
Item_14	Pearson Correlation	1	.162	.314	.539 ^{**}	.615 ^{**}	.682 ^{**}	.294
	Sig. (2-tailed)		.353	.066	.001	.000	.000	.086
	N	35	35	35	35	35	35	35
Item_15	Pearson Correlation	.162	1	.526 ^{**}	.321	.273	.175	.189
	Sig. (2-tailed)	.353		.001	.060	.113	.316	.276
	N	35	35	35	35	35	35	35
Item_16	Pearson Correlation	.314	.526 ^{**}	1	.368 [*]	.326	.254	.441 ^{**}
	Sig. (2-tailed)	.066	.001		.030	.056	.142	.008
	N	35	35	35	35	35	35	35
Item_17	Pearson Correlation	.539 ^{**}	.321	.368 [*]	1	.740 ^{**}	.635 ^{**}	.545 ^{**}
	Sig. (2-tailed)	.001	.060	.030		.000	.000	.001
	N	35	35	35	35	35	35	35
Item_18	Pearson Correlation	.615 ^{**}	.273	.326	.740 ^{**}	1	.762 ^{**}	.563 ^{**}
	Sig. (2-tailed)	.000	.113	.056	.000		.000	.000
	N	35	35	35	35	35	35	35
Item_19	Pearson Correlation	.682 ^{**}	.175	.254	.635 ^{**}	.762 ^{**}	1	.391 [*]
	Sig. (2-tailed)	.000	.316	.142	.000	.000		.020
	N	35	35	35	35	35	35	35
Item_20	Pearson Correlation	.294	.189	.441 ^{**}	.545 ^{**}	.563 ^{**}	.391 [*]	1
	Sig. (2-tailed)	.086	.276	.008	.001	.000	.020	
	N	35	35	35	35	35	35	35
Item_21	Pearson Correlation	.136	.141	-.154	.241	.267	.206	.283
	Sig. (2-tailed)	.435	.419	.377	.163	.121	.235	.100
	N	35	35	35	35	35	35	35
Item_22	Pearson Correlation	.284	.319	.317	.499 ^{**}	.523 ^{**}	.331	.445 ^{**}
	Sig. (2-tailed)	.098	.062	.063	.002	.001	.052	.007
	N	35	35	35	35	35	35	35
Item_23	Pearson Correlation	.036	.075	.005	.267	.358 [*]	.283	.323
	Sig. (2-tailed)	.838	.669	.976	.121	.035	.099	.058
	N	35	35	35	35	35	35	35
Item_24	Pearson Correlation	.050	.429 [*]	.184	.097	.189	.389 [*]	.229
	Sig. (2-tailed)	.775	.010	.290	.581	.276	.021	.187
	N	35	35	35	35	35	35	35

Correlations

		Item_21	Item_22	Item_23	Item_24	Item_25	Item_26	Item_27
Item_12	Pearson Correlation	-.090	.020	-.184	.079	-.090	.167	.385 [*]
	Sig. (2-tailed)	.606	.910	.289	.653	.606	.337	.022
	N	35	35	35	35	35	35	35
Item_13	Pearson Correlation	.299	.219	.297	.309	.269	.500 ^{**}	.028
	Sig. (2-tailed)	.080	.207	.083	.071	.118	.002	.874
	N	35	35	35	35	35	35	35
Item_14	Pearson Correlation	.136	.284	.036	.050	.162	.314	-.047
	Sig. (2-tailed)	.435	.098	.838	.775	.351	.066	.790
	N	35	35	35	35	35	35	35
Item_15	Pearson Correlation	.141	.319	.075	.429 [*]	.326	.599 ^{**}	.317
	Sig. (2-tailed)	.419	.062	.669	.010	.056	.000	.064
	N	35	35	35	35	35	35	35
Item_16	Pearson Correlation	-.154	.317	.005	.184	.095	.400 [*]	.232
	Sig. (2-tailed)	.377	.063	.976	.290	.589	.017	.180
	N	35	35	35	35	35	35	35
Item_17	Pearson Correlation	.241	.499 ^{**}	.267	.097	.043	.524 ^{**}	-.030
	Sig. (2-tailed)	.163	.002	.121	.581	.805	.001	.866
	N	35	35	35	35	35	35	35
Item_18	Pearson Correlation	.267	.523 ^{**}	.358 [*]	.189	.113	.496 ^{**}	-.035
	Sig. (2-tailed)	.121	.001	.035	.276	.517	.002	.844
	N	35	35	35	35	35	35	35
Item_19	Pearson Correlation	.206	.331	.283	.389 [*]	.243	.454 ^{**}	.127
	Sig. (2-tailed)	.235	.052	.099	.021	.159	.006	.467
	N	35	35	35	35	35	35	35
Item_20	Pearson Correlation	.283	.445 ^{**}	.323	.229	-.182	.488 ^{**}	.026
	Sig. (2-tailed)	.100	.007	.058	.187	.295	.003	.881
	N	35	35	35	35	35	35	35
Item_21	Pearson Correlation	1	.267	.396 [*]	.215	-.040	.381 [*]	-.084
	Sig. (2-tailed)		.121	.019	.216	.820	.024	.631
	N	35	35	35	35	35	35	35
Item_22	Pearson Correlation	.267	1	.489 ^{**}	.187	.000	.558 ^{**}	.109
	Sig. (2-tailed)	.121		.003	.283	1.000	.000	.534
	N	35	35	35	35	35	35	35
Item_23	Pearson Correlation	.396 [*]	.489 ^{**}	1	.412 [*]	-.144	.529 ^{**}	.320
	Sig. (2-tailed)	.019	.003		.014	.409	.001	.061
	N	35	35	35	35	35	35	35
Item_24	Pearson Correlation	.215	.187	.412 [*]	1	.171	.564 ^{**}	.467 ^{**}
	Sig. (2-tailed)	.216	.283	.014		.327	.000	.005
	N	35	35	35	35	35	35	35

Correlations

		Item_28	Item_29	Item_30	Item_31	Item_32	Item_33	Item_34
Item_12	Pearson Correlation	.563**	.123	.053	.338*	.270	.304	.300
	Sig. (2-tailed)	.000	.480	.764	.047	.117	.076	.080
	N	35	35	35	35	35	35	35
Item_13	Pearson Correlation	.214	.119	-.108	-.065	.348*	.253	.343*
	Sig. (2-tailed)	.217	.497	.539	.712	.040	.143	.044
	N	35	35	35	35	35	35	35
Item_14	Pearson Correlation	.046	-.076	-.303	.110	.158	.006	.126
	Sig. (2-tailed)	.793	.663	.077	.528	.364	.971	.472
	N	35	35	35	35	35	35	35
Item_15	Pearson Correlation	.374*	.032	.217	.350*	.298	.356*	.462**
	Sig. (2-tailed)	.027	.857	.211	.039	.082	.036	.005
	N	35	35	35	35	35	35	35
Item_16	Pearson Correlation	.195	-.057	-.017	.065	.120	.304	.363*
	Sig. (2-tailed)	.261	.745	.925	.709	.491	.075	.032
	N	35	35	35	35	35	35	35
Item_17	Pearson Correlation	.121	-.169	-.308	.254	.401*	.076	.275
	Sig. (2-tailed)	.490	.332	.072	.142	.017	.663	.110
	N	35	35	35	35	35	35	35
Item_18	Pearson Correlation	.047	.007	-.167	.162	.336*	.180	.296
	Sig. (2-tailed)	.790	.970	.338	.353	.049	.301	.084
	N	35	35	35	35	35	35	35
Item_19	Pearson Correlation	.176	.149	-.066	.183	.258	.073	.189
	Sig. (2-tailed)	.313	.393	.706	.292	.135	.677	.278
	N	35	35	35	35	35	35	35
Item_20	Pearson Correlation	.188	.008	-.127	-.135	.194	.249	.439**
	Sig. (2-tailed)	.280	.964	.466	.438	.265	.149	.008
	N	35	35	35	35	35	35	35
Item_21	Pearson Correlation	.078	.056	.213	.049	.058	.085	.255
	Sig. (2-tailed)	.656	.751	.219	.782	.740	.627	.139
	N	35	35	35	35	35	35	35
Item_22	Pearson Correlation	-.053	-.076	.043	.278	.272	.147	.420*
	Sig. (2-tailed)	.764	.664	.805	.106	.114	.400	.012
	N	35	35	35	35	35	35	35
Item_23	Pearson Correlation	.178	.417*	.155	.193	.188	.248	.254
	Sig. (2-tailed)	.305	.013	.373	.266	.279	.151	.141
	N	35	35	35	35	35	35	35
Item_24	Pearson Correlation	.396*	.435**	.566**	-.032	.150	.276	.102
	Sig. (2-tailed)	.019	.009	.000	.853	.389	.109	.558
	N	35	35	35	35	35	35	35

Correlations

		Item_35	Item_36	Item_37	Item_38	Item_39	Item_40	Item_41
Item_12	Pearson Correlation	.577**	.479**	.379*	.421*	.369*	.559**	.461**
	Sig. (2-tailed)	.000	.004	.025	.012	.029	.000	.005
	N	35	35	35	35	35	35	35
Item_13	Pearson Correlation	.009	.142	-.043	.336*	.120	.199	-.139
	Sig. (2-tailed)	.959	.416	.807	.049	.492	.252	.427
	N	35	35	35	35	35	35	35
Item_14	Pearson Correlation	-.114	.281	.050	.258	.384*	.117	.162
	Sig. (2-tailed)	.513	.102	.776	.134	.023	.503	.353
	N	35	35	35	35	35	35	35
Item_15	Pearson Correlation	.293	.307	.245	.476**	.272	.450**	.130
	Sig. (2-tailed)	.087	.072	.156	.004	.114	.007	.458
	N	35	35	35	35	35	35	35
Item_16	Pearson Correlation	.208	.157	.229	.240	.238	.337*	.151
	Sig. (2-tailed)	.231	.368	.185	.165	.169	.048	.386
	N	35	35	35	35	35	35	35
Item_17	Pearson Correlation	.166	.285	.288	.405*	.103	.126	.158
	Sig. (2-tailed)	.342	.097	.094	.016	.558	.470	.364
	N	35	35	35	35	35	35	35
Item_18	Pearson Correlation	.002	.237	.039	.206	.112	.130	.094
	Sig. (2-tailed)	.991	.170	.823	.235	.521	.458	.593
	N	35	35	35	35	35	35	35
Item_19	Pearson Correlation	-.066	.121	-.020	.210	.095	.202	.297
	Sig. (2-tailed)	.707	.490	.909	.225	.587	.244	.083
	N	35	35	35	35	35	35	35
Item_20	Pearson Correlation	.332	.075	.198	.380*	.269	.354*	.113
	Sig. (2-tailed)	.052	.669	.254	.024	.118	.037	.519
	N	35	35	35	35	35	35	35
Item_21	Pearson Correlation	.268	-.289	.035	.401*	.188	.102	.006
	Sig. (2-tailed)	.119	.092	.843	.017	.279	.559	.972
	N	35	35	35	35	35	35	35
Item_22	Pearson Correlation	.030	.264	.334*	.292	.126	.007	-.160
	Sig. (2-tailed)	.865	.125	.050	.088	.470	.967	.359
	N	35	35	35	35	35	35	35
Item_23	Pearson Correlation	.066	.130	.168	.046	.106	.081	-.004
	Sig. (2-tailed)	.706	.457	.335	.791	.543	.642	.983
	N	35	35	35	35	35	35	35
Item_24	Pearson Correlation	-.007	-.012	.114	.161	.182	.392*	.141
	Sig. (2-tailed)	.970	.943	.515	.354	.295	.020	.421
	N	35	35	35	35	35	35	35

Correlations

		Item_42	Item_43	Item_44	Item_45	Item_46	Item_47	Item_48
Item_12	Pearson Correlation	.688**	.518**	.481**	.300	-.006	-.249	-.159
	Sig. (2-tailed)	.000	.001	.003	.080	.974	.149	.362
	N	35	35	35	35	35	35	35
Item_13	Pearson Correlation	.094	.125	.096	.033	.032	.319	.271
	Sig. (2-tailed)	.593	.473	.581	.849	.855	.062	.116
	N	35	35	35	35	35	35	35
Item_14	Pearson Correlation	.170	.098	.034	.162	-.003	.149	-.143
	Sig. (2-tailed)	.329	.576	.846	.353	.986	.391	.413
	N	35	35	35	35	35	35	35
Item_15	Pearson Correlation	.500**	.163	.180	.254	-.073	-.086	.218
	Sig. (2-tailed)	.002	.350	.301	.140	.677	.625	.208
	N	35	35	35	35	35	35	35
Item_16	Pearson Correlation	.401*	.084	.188	.109	.215	.087	.167
	Sig. (2-tailed)	.017	.632	.280	.534	.215	.619	.339
	N	35	35	35	35	35	35	35
Item_17	Pearson Correlation	.291	.185	.213	.275	.390*	.319	.102
	Sig. (2-tailed)	.090	.286	.219	.110	.021	.062	.561
	N	35	35	35	35	35	35	35
Item_18	Pearson Correlation	.084	.079	.095	.026	.118	.313	-.044
	Sig. (2-tailed)	.633	.650	.589	.882	.499	.068	.801
	N	35	35	35	35	35	35	35
Item_19	Pearson Correlation	.096	.248	.326	.225	.122	.336*	-.095
	Sig. (2-tailed)	.583	.150	.056	.194	.485	.048	.587
	N	35	35	35	35	35	35	35
Item_20	Pearson Correlation	.199	.322	.281	-.091	.143	.168	-.053
	Sig. (2-tailed)	.252	.059	.102	.604	.414	.336	.760
	N	35	35	35	35	35	35	35
Item_21	Pearson Correlation	-.195	.143	.274	.220	-.023	.330	.187
	Sig. (2-tailed)	.262	.413	.111	.205	.895	.053	.283
	N	35	35	35	35	35	35	35
Item_22	Pearson Correlation	.036	-.104	.029	.130	.299	.299	.000
	Sig. (2-tailed)	.839	.552	.868	.456	.082	.081	1.000
	N	35	35	35	35	35	35	35
Item_23	Pearson Correlation	-.038	.262	.309	.157	.534**	.663**	.296
	Sig. (2-tailed)	.830	.129	.071	.366	.001	.000	.084
	N	35	35	35	35	35	35	35
Item_24	Pearson Correlation	.268	.331	.303	.026	.052	.196	.250
	Sig. (2-tailed)	.120	.052	.077	.881	.768	.259	.147
	N	35	35	35	35	35	35	35

Correlations

		Item_49	Item_50	Item_51	Item_52	Item_53	Item_54
Item_12	Pearson Correlation	-.056	-.140	.005	.068	.141	.095
	Sig. (2-tailed)	.751	.422	.977	.699	.420	.589
	N	35	35	35	35	35	35
Item_13	Pearson Correlation	.129	.170	-.023	.158	-.064	-.101
	Sig. (2-tailed)	.461	.328	.897	.365	.715	.565
	N	35	35	35	35	35	35
Item_14	Pearson Correlation	-.264	.231	-.165	.143	-.017	-.440**
	Sig. (2-tailed)	.125	.181	.344	.411	.923	.008
	N	35	35	35	35	35	35
Item_15	Pearson Correlation	.047	-.165	-.112	-.193	-.077	.005
	Sig. (2-tailed)	.788	.345	.522	.266	.659	.979
	N	35	35	35	35	35	35
Item_16	Pearson Correlation	-.078	-.166	-.156	.012	.000	.023
	Sig. (2-tailed)	.657	.341	.372	.946	1.000	.894
	N	35	35	35	35	35	35
Item_17	Pearson Correlation	.023	.120	.042	.036	-.144	-.221
	Sig. (2-tailed)	.897	.491	.810	.838	.409	.201
	N	35	35	35	35	35	35
Item_18	Pearson Correlation	-.077	.124	.002	-.017	-.149	-.366*
	Sig. (2-tailed)	.662	.477	.992	.923	.393	.031
	N	35	35	35	35	35	35
Item_19	Pearson Correlation	-.055	.161	.039	.185	-.034	-.308
	Sig. (2-tailed)	.756	.356	.826	.288	.848	.072
	N	35	35	35	35	35	35
Item_20	Pearson Correlation	-.092	.021	-.143	.059	.057	-.009
	Sig. (2-tailed)	.597	.905	.414	.735	.746	.959
	N	35	35	35	35	35	35
Item_21	Pearson Correlation	.003	.146	.299	-.039	.190	.006
	Sig. (2-tailed)	.985	.403	.081	.825	.274	.973
	N	35	35	35	35	35	35
Item_22	Pearson Correlation	.070	-.106	-.305	-.342*	-.193	-.114
	Sig. (2-tailed)	.690	.543	.075	.044	.268	.513
	N	35	35	35	35	35	35
Item_23	Pearson Correlation	.413*	.332	.344*	.150	.135	.245
	Sig. (2-tailed)	.014	.052	.043	.391	.440	.155
	N	35	35	35	35	35	35
Item_24	Pearson Correlation	.137	.022	-.008	.058	.239	.099
	Sig. (2-tailed)	.433	.901	.974	.742	.166	.572
	N	35	35	35	35	35	35

Correlations

		TOTAL	Item_1	Item_2	Item_3	Item_4	Item_5	Item_6
Item_25	Pearson Correlation	.138	.176	.257	.343 [*]	.077	.161	.160
	Sig. (2-tailed)	.431	.313	.135	.043	.660	.354	.360
	N	35	35	35	35	35	35	35
Item_26	Pearson Correlation	.631 ^{**}	.233	.751 ^{**}	.075	.063	.256	.381 [*]
	Sig. (2-tailed)	.000	.178	.000	.667	.718	.137	.024
	N	35	35	35	35	35	35	35
Item_27	Pearson Correlation	.685 ^{**}	.048	.351 [*]	.238	.344 [*]	.511 ^{**}	.483 ^{**}
	Sig. (2-tailed)	.000	.785	.039	.169	.043	.002	.003
	N	35	35	35	35	35	35	35
Item_28	Pearson Correlation	.700 ^{**}	.272	.265	.318	.325	.326	.411 [*]
	Sig. (2-tailed)	.000	.114	.123	.062	.057	.056	.014
	N	35	35	35	35	35	35	35
Item_29	Pearson Correlation	.444 ^{**}	.119	.175	.203	.060	.267	.091
	Sig. (2-tailed)	.008	.495	.316	.243	.733	.121	.604
	N	35	35	35	35	35	35	35
Item_30	Pearson Correlation	.355 [*]	.031	.240	.064	.237	.447 ^{**}	.450 ^{**}
	Sig. (2-tailed)	.036	.861	.165	.715	.170	.007	.007
	N	35	35	35	35	35	35	35
Item_31	Pearson Correlation	.601 ^{**}	.013	.160	.245	.400 [*]	.224	.485 ^{**}
	Sig. (2-tailed)	.000	.940	.358	.156	.017	.196	.003
	N	35	35	35	35	35	35	35
Item_32	Pearson Correlation	.562 ^{**}	-.033	.279	.084	.438 ^{**}	.305	.399 [*]
	Sig. (2-tailed)	.000	.850	.104	.633	.009	.075	.018
	N	35	35	35	35	35	35	35
Item_33	Pearson Correlation	.696 ^{**}	.220	.214	.384 [*]	.359 [*]	.326	.468 ^{**}
	Sig. (2-tailed)	.000	.204	.217	.023	.034	.056	.005
	N	35	35	35	35	35	35	35
Item_34	Pearson Correlation	.454 ^{**}	.175	.224	-.022	-.035	.006	.151
	Sig. (2-tailed)	.006	.315	.197	.901	.840	.974	.387
	N	35	35	35	35	35	35	35
Item_35	Pearson Correlation	.492 ^{**}	.035	.060	.075	.148	.093	.214
	Sig. (2-tailed)	.003	.841	.733	.667	.396	.594	.216
	N	35	35	35	35	35	35	35
Item_36	Pearson Correlation	.458 ^{**}	.263	.027	.105	.463 ^{**}	.066	.364 [*]
	Sig. (2-tailed)	.006	.126	.876	.550	.005	.707	.032
	N	35	35	35	35	35	35	35
Item_37	Pearson Correlation	.513 ^{**}	.236	.353 [*]	.126	.435 ^{**}	.117	.302
	Sig. (2-tailed)	.002	.173	.038	.472	.009	.502	.078
	N	35	35	35	35	35	35	35

Correlations

		Item_7	Item_8	Item_9	Item_10	Item_11	Item_12	Item_13
Item_25	Pearson Correlation	.135	.144	-.039	-.188	.086	-.090	.269
	Sig. (2-tailed)	.439	.410	.824	.280	.623	.606	.118
	N	35	35	35	35	35	35	35
Item_26	Pearson Correlation	.131	.441**	.165	.139	.129	.167	.500**
	Sig. (2-tailed)	.452	.008	.343	.426	.459	.337	.002
	N	35	35	35	35	35	35	35
Item_27	Pearson Correlation	.349*	.399*	.372*	.460**	.426*	.385*	.028
	Sig. (2-tailed)	.040	.018	.028	.005	.011	.022	.874
	N	35	35	35	35	35	35	35
Item_28	Pearson Correlation	.552**	.326	.330	.360*	.523**	.563**	.214
	Sig. (2-tailed)	.001	.056	.053	.034	.001	.000	.217
	N	35	35	35	35	35	35	35
Item_29	Pearson Correlation	.297	.307	.156	.103	.353*	.123	.119
	Sig. (2-tailed)	.084	.073	.371	.558	.038	.480	.497
	N	35	35	35	35	35	35	35
Item_30	Pearson Correlation	.330	.025	.113	.288	.115	.053	-.108
	Sig. (2-tailed)	.053	.886	.516	.093	.510	.764	.539
	N	35	35	35	35	35	35	35
Item_31	Pearson Correlation	.298	.219	.356*	.402*	.376*	.338*	-.065
	Sig. (2-tailed)	.082	.205	.036	.017	.026	.047	.712
	N	35	35	35	35	35	35	35
Item_32	Pearson Correlation	.433**	.263	.377*	.311	.371*	.270	.348*
	Sig. (2-tailed)	.009	.128	.026	.069	.028	.117	.040
	N	35	35	35	35	35	35	35
Item_33	Pearson Correlation	.505**	.285	.375*	.434**	.511**	.304	.253
	Sig. (2-tailed)	.002	.098	.026	.009	.002	.076	.143
	N	35	35	35	35	35	35	35
Item_34	Pearson Correlation	.258	.156	.271	.216	.126	.300	.343*
	Sig. (2-tailed)	.135	.370	.116	.214	.470	.080	.044
	N	35	35	35	35	35	35	35
Item_35	Pearson Correlation	.423*	-.023	.143	.411*	.405*	.577**	.009
	Sig. (2-tailed)	.011	.895	.413	.014	.016	.000	.959
	N	35	35	35	35	35	35	35
Item_36	Pearson Correlation	.268	.262	.426*	.363*	.371*	.479**	.142
	Sig. (2-tailed)	.120	.128	.011	.032	.028	.004	.416
	N	35	35	35	35	35	35	35
Item_37	Pearson Correlation	.291	.127	.202	.315	.264	.379*	-.043
	Sig. (2-tailed)	.090	.466	.245	.066	.125	.025	.807
	N	35	35	35	35	35	35	35

Correlations

		Item_14	Item_15	Item_16	Item_17	Item_18	Item_19	Item_20
Item_25	Pearson Correlation	.162	.326	.095	.043	.113	.243	-.182
	Sig. (2-tailed)	.351	.056	.589	.805	.517	.159	.295
	N	35	35	35	35	35	35	35
Item_26	Pearson Correlation	.314	.599**	.400*	.524**	.496**	.454**	.488**
	Sig. (2-tailed)	.066	.000	.017	.001	.002	.006	.003
	N	35	35	35	35	35	35	35
Item_27	Pearson Correlation	-.047	.317	.232	-.030	-.035	.127	.026
	Sig. (2-tailed)	.790	.064	.180	.866	.844	.467	.881
	N	35	35	35	35	35	35	35
Item_28	Pearson Correlation	.046	.374*	.195	.121	.047	.176	.188
	Sig. (2-tailed)	.793	.027	.261	.490	.790	.313	.280
	N	35	35	35	35	35	35	35
Item_29	Pearson Correlation	-.076	.032	-.057	-.169	.007	.149	.008
	Sig. (2-tailed)	.663	.857	.745	.332	.970	.393	.964
	N	35	35	35	35	35	35	35
Item_30	Pearson Correlation	-.303	.217	-.017	-.308	-.167	-.066	-.127
	Sig. (2-tailed)	.077	.211	.925	.072	.338	.706	.466
	N	35	35	35	35	35	35	35
Item_31	Pearson Correlation	.110	.350*	.065	.254	.162	.183	-.135
	Sig. (2-tailed)	.528	.039	.709	.142	.353	.292	.438
	N	35	35	35	35	35	35	35
Item_32	Pearson Correlation	.158	.298	.120	.401*	.336*	.258	.194
	Sig. (2-tailed)	.364	.082	.491	.017	.049	.135	.265
	N	35	35	35	35	35	35	35
Item_33	Pearson Correlation	.006	.356*	.304	.076	.180	.073	.249
	Sig. (2-tailed)	.971	.036	.075	.663	.301	.677	.149
	N	35	35	35	35	35	35	35
Item_34	Pearson Correlation	.126	.462**	.363*	.275	.296	.189	.439**
	Sig. (2-tailed)	.472	.005	.032	.110	.084	.278	.008
	N	35	35	35	35	35	35	35
Item_35	Pearson Correlation	-.114	.293	.208	.166	.002	-.066	.332
	Sig. (2-tailed)	.513	.087	.231	.342	.991	.707	.052
	N	35	35	35	35	35	35	35
Item_36	Pearson Correlation	.281	.307	.157	.285	.237	.121	.075
	Sig. (2-tailed)	.102	.072	.368	.097	.170	.490	.669
	N	35	35	35	35	35	35	35
Item_37	Pearson Correlation	.050	.245	.229	.288	.039	-.020	.198
	Sig. (2-tailed)	.776	.156	.185	.094	.823	.909	.254
	N	35	35	35	35	35	35	35

Correlations

		Item_21	Item_22	Item_23	Item_24	Item_25	Item_26	Item_27
Item_25	Pearson Correlation	-.040	.000	-.144	.171	1	.184	.034
	Sig. (2-tailed)	.820	1.000	.409	.327		.290	.847
	N	35	35	35	35	35	35	35
Item_26	Pearson Correlation	.381*	.558**	.529**	.564**	.184	1	.287
	Sig. (2-tailed)	.024	.000	.001	.000	.290		.094
	N	35	35	35	35	35	35	35
Item_27	Pearson Correlation	-.084	.109	.320	.467**	.034	.287	1
	Sig. (2-tailed)	.631	.534	.061	.005	.847	.094	
	N	35	35	35	35	35	35	35
Item_28	Pearson Correlation	.078	-.053	.178	.396*	-.066	.387*	.646**
	Sig. (2-tailed)	.656	.764	.305	.019	.708	.022	.000
	N	35	35	35	35	35	35	35
Item_29	Pearson Correlation	.056	-.076	.417*	.435**	-.035	.128	.453**
	Sig. (2-tailed)	.751	.664	.013	.009	.843	.464	.006
	N	35	35	35	35	35	35	35
Item_30	Pearson Correlation	.213	.043	.155	.566**	.037	.116	.529**
	Sig. (2-tailed)	.219	.805	.373	.000	.833	.508	.001
	N	35	35	35	35	35	35	35
Item_31	Pearson Correlation	.049	.278	.193	-.032	.183	.248	.509**
	Sig. (2-tailed)	.782	.106	.266	.853	.292	.150	.002
	N	35	35	35	35	35	35	35
Item_32	Pearson Correlation	.058	.272	.188	.150	.246	.286	.393*
	Sig. (2-tailed)	.740	.114	.279	.389	.154	.096	.019
	N	35	35	35	35	35	35	35
Item_33	Pearson Correlation	.085	.147	.248	.276	.189	.337*	.605**
	Sig. (2-tailed)	.627	.400	.151	.109	.277	.048	.000
	N	35	35	35	35	35	35	35
Item_34	Pearson Correlation	.255	.420*	.254	.102	-.122	.344*	.198
	Sig. (2-tailed)	.139	.012	.141	.558	.486	.043	.254
	N	35	35	35	35	35	35	35
Item_35	Pearson Correlation	.268	.030	.066	-.007	-.246	.162	.340*
	Sig. (2-tailed)	.119	.865	.706	.970	.154	.351	.045
	N	35	35	35	35	35	35	35
Item_36	Pearson Correlation	-.289	.264	.130	-.012	.000	.323	.363*
	Sig. (2-tailed)	.092	.125	.457	.943	1.000	.058	.032
	N	35	35	35	35	35	35	35
Item_37	Pearson Correlation	.035	.334*	.168	.114	-.113	.441**	.351*
	Sig. (2-tailed)	.843	.050	.335	.515	.519	.008	.039
	N	35	35	35	35	35	35	35

Correlations

		Item_28	Item_29	Item_30	Item_31	Item_32	Item_33	Item_34
Item_25	Pearson Correlation	-.066	-.035	.037	.183	.246	.189	-.122
	Sig. (2-tailed)	.708	.843	.833	.292	.154	.277	.486
	N	35	35	35	35	35	35	35
Item_26	Pearson Correlation	.387 [*]	.128	.116	.248	.286	.337 [*]	.344 [*]
	Sig. (2-tailed)	.022	.464	.508	.150	.096	.048	.043
	N	35	35	35	35	35	35	35
Item_27	Pearson Correlation	.646 ^{**}	.453 ^{**}	.529 ^{**}	.509 ^{**}	.393 [*]	.605 ^{**}	.198
	Sig. (2-tailed)	.000	.006	.001	.002	.019	.000	.254
	N	35	35	35	35	35	35	35
Item_28	Pearson Correlation	1	.566 ^{**}	.412 [*]	.377 [*]	.221	.516 ^{**}	.306
	Sig. (2-tailed)		.000	.014	.025	.201	.002	.074
	N	35	35	35	35	35	35	35
Item_29	Pearson Correlation	.566 ^{**}	1	.308	.179	.028	.439 ^{**}	.232
	Sig. (2-tailed)	.000		.072	.305	.874	.008	.180
	N	35	35	35	35	35	35	35
Item_30	Pearson Correlation	.412 [*]	.308	1	.252	.246	.502 ^{**}	.137
	Sig. (2-tailed)	.014	.072		.145	.155	.002	.432
	N	35	35	35	35	35	35	35
Item_31	Pearson Correlation	.377 [*]	.179	.252	1	.536 ^{**}	.464 ^{**}	.413 [*]
	Sig. (2-tailed)	.025	.305	.145		.001	.005	.014
	N	35	35	35	35	35	35	35
Item_32	Pearson Correlation	.221	.028	.246	.536 ^{**}	1	.548 ^{**}	.440 ^{**}
	Sig. (2-tailed)	.201	.874	.155	.001		.001	.008
	N	35	35	35	35	35	35	35
Item_33	Pearson Correlation	.516 ^{**}	.439 ^{**}	.502 ^{**}	.464 ^{**}	.548 ^{**}	1	.387 [*]
	Sig. (2-tailed)	.002	.008	.002	.005	.001		.021
	N	35	35	35	35	35	35	35
Item_34	Pearson Correlation	.306	.232	.137	.413 [*]	.440 ^{**}	.387 [*]	1
	Sig. (2-tailed)	.074	.180	.432	.014	.008	.021	
	N	35	35	35	35	35	35	35
Item_35	Pearson Correlation	.478 ^{**}	.091	.225	.375 [*]	.326	.371 [*]	.518 ^{**}
	Sig. (2-tailed)	.004	.604	.195	.026	.056	.028	.001
	N	35	35	35	35	35	35	35
Item_36	Pearson Correlation	.439 ^{**}	.015	.005	.531 ^{**}	.391 [*]	.373 [*]	.171
	Sig. (2-tailed)	.008	.933	.978	.001	.020	.027	.325
	N	35	35	35	35	35	35	35
Item_37	Pearson Correlation	.383 [*]	-.044	.114	.471 ^{**}	.252	.215	.084
	Sig. (2-tailed)	.023	.804	.515	.004	.144	.215	.630
	N	35	35	35	35	35	35	35

Correlations

		Item_35	Item_36	Item_37	Item_38	Item_39	Item_40	Item_41
Item_25	Pearson Correlation	-.246	.000	-.113	.174	-.200	.148	-.041
	Sig. (2-tailed)	.154	1.000	.519	.316	.250	.397	.817
	N	35	35	35	35	35	35	35
Item_26	Pearson Correlation	.162	.323	.441**	.411*	.240	.345*	.114
	Sig. (2-tailed)	.351	.058	.008	.014	.165	.042	.515
	N	35	35	35	35	35	35	35
Item_27	Pearson Correlation	.340*	.363*	.351*	.272	.500**	.453**	.380*
	Sig. (2-tailed)	.045	.032	.039	.113	.002	.006	.024
	N	35	35	35	35	35	35	35
Item_28	Pearson Correlation	.478**	.439**	.383*	.400*	.532**	.513**	.423*
	Sig. (2-tailed)	.004	.008	.023	.017	.001	.002	.011
	N	35	35	35	35	35	35	35
Item_29	Pearson Correlation	.091	.015	-.044	.088	.329	.402*	.387*
	Sig. (2-tailed)	.604	.933	.804	.616	.054	.017	.021
	N	35	35	35	35	35	35	35
Item_30	Pearson Correlation	.225	.005	.114	.127	.264	.287	.038
	Sig. (2-tailed)	.195	.978	.515	.467	.126	.095	.829
	N	35	35	35	35	35	35	35
Item_31	Pearson Correlation	.375*	.531**	.471**	.215	.278	.319	.315
	Sig. (2-tailed)	.026	.001	.004	.215	.106	.062	.065
	N	35	35	35	35	35	35	35
Item_32	Pearson Correlation	.326	.391*	.252	.476**	.187	.296	-.001
	Sig. (2-tailed)	.056	.020	.144	.004	.282	.084	.996
	N	35	35	35	35	35	35	35
Item_33	Pearson Correlation	.371*	.373*	.215	.413*	.486**	.654**	.359*
	Sig. (2-tailed)	.028	.027	.215	.014	.003	.000	.034
	N	35	35	35	35	35	35	35
Item_34	Pearson Correlation	.518**	.171	.084	.521**	.271	.323	.201
	Sig. (2-tailed)	.001	.325	.630	.001	.115	.058	.246
	N	35	35	35	35	35	35	35
Item_35	Pearson Correlation	1	.157	.386*	.459**	.360*	.396*	.408*
	Sig. (2-tailed)		.369	.022	.006	.034	.018	.015
	N	35	35	35	35	35	35	35
Item_36	Pearson Correlation	.157	1	.471**	.096	.282	.244	.096
	Sig. (2-tailed)	.369		.004	.583	.101	.157	.584
	N	35	35	35	35	35	35	35
Item_37	Pearson Correlation	.386*	.471**	1	.197	.396*	.412*	.118
	Sig. (2-tailed)	.022	.004		.257	.019	.014	.499
	N	35	35	35	35	35	35	35

Correlations

		Item_42	Item_43	Item_44	Item_45	Item_46	Item_47	Item_48
Item_25	Pearson Correlation	.245	-.150	-.166	.122	-.121	-.167	.053
	Sig. (2-tailed)	.156	.389	.340	.486	.490	.337	.761
	N	35	35	35	35	35	35	35
Item_26	Pearson Correlation	.233	.180	.192	.245	.290	.406 [*]	.388 [*]
	Sig. (2-tailed)	.177	.301	.268	.155	.091	.015	.021
	N	35	35	35	35	35	35	35
Item_27	Pearson Correlation	.442 ^{**}	.451 ^{**}	.517 ^{**}	.441 ^{**}	.272	.218	.000
	Sig. (2-tailed)	.008	.007	.001	.008	.114	.208	1.000
	N	35	35	35	35	35	35	35
Item_28	Pearson Correlation	.464 ^{**}	.620 ^{**}	.541 ^{**}	.276	.228	.121	.115
	Sig. (2-tailed)	.005	.000	.001	.108	.188	.490	.509
	N	35	35	35	35	35	35	35
Item_29	Pearson Correlation	.221	.573 ^{**}	.385 [*]	.076	.243	.352 [*]	.041
	Sig. (2-tailed)	.203	.000	.022	.663	.159	.038	.816
	N	35	35	35	35	35	35	35
Item_30	Pearson Correlation	.028	.192	.294	.071	-.154	.000	.130
	Sig. (2-tailed)	.871	.268	.086	.686	.376	1.000	.456
	N	35	35	35	35	35	35	35
Item_31	Pearson Correlation	.329	.371 [*]	.363 [*]	.643 ^{**}	.235	.236	.129
	Sig. (2-tailed)	.054	.028	.032	.000	.174	.173	.461
	N	35	35	35	35	35	35	35
Item_32	Pearson Correlation	.161	.173	.165	.440 ^{**}	-.033	.130	.000
	Sig. (2-tailed)	.354	.320	.342	.008	.851	.458	1.000
	N	35	35	35	35	35	35	35
Item_33	Pearson Correlation	.341 [*]	.405 [*]	.309	.219	.071	.174	.000
	Sig. (2-tailed)	.045	.016	.071	.207	.686	.318	1.000
	N	35	35	35	35	35	35	35
Item_34	Pearson Correlation	.224	.339 [*]	.293	.274	-.033	.075	.000
	Sig. (2-tailed)	.196	.046	.088	.111	.852	.670	1.000
	N	35	35	35	35	35	35	35
Item_35	Pearson Correlation	.308	.449 ^{**}	.579 ^{**}	.408 [*]	.045	.076	.144
	Sig. (2-tailed)	.072	.007	.000	.015	.799	.666	.408
	N	35	35	35	35	35	35	35
Item_36	Pearson Correlation	.369 [*]	.247	.150	.171	.152	.039	.049
	Sig. (2-tailed)	.029	.152	.390	.325	.382	.825	.778
	N	35	35	35	35	35	35	35
Item_37	Pearson Correlation	.420 [*]	.218	.310	.420 [*]	.300	.311	.264
	Sig. (2-tailed)	.012	.207	.070	.012	.080	.069	.125
	N	35	35	35	35	35	35	35

Correlations

		Item_49	Item_50	Item_51	Item_52	Item_53	Item_54
Item_25	Pearson Correlation	.262	.300	.000	-.040	-.142	-.157
	Sig. (2-tailed)	.129	.080	1.000	.820	.417	.368
	N	35	35	35	35	35	35
Item_26	Pearson Correlation	.220	.070	.026	-.064	-.168	.015
	Sig. (2-tailed)	.204	.687	.883	.717	.334	.934
	N	35	35	35	35	35	35
Item_27	Pearson Correlation	.220	-.033	.272	.177	.472**	.279
	Sig. (2-tailed)	.203	.851	.114	.308	.004	.104
	N	35	35	35	35	35	35
Item_28	Pearson Correlation	.085	-.071	.238	.107	.272	.323
	Sig. (2-tailed)	.626	.686	.169	.542	.113	.058
	N	35	35	35	35	35	35
Item_29	Pearson Correlation	.175	-.065	.328	.092	.275	.434**
	Sig. (2-tailed)	.316	.712	.054	.598	.110	.009
	N	35	35	35	35	35	35
Item_30	Pearson Correlation	.091	-.015	.227	-.111	.461**	.196
	Sig. (2-tailed)	.602	.932	.191	.525	.005	.258
	N	35	35	35	35	35	35
Item_31	Pearson Correlation	.327	.135	.359*	.093	.122	.051
	Sig. (2-tailed)	.055	.438	.034	.593	.486	.769
	N	35	35	35	35	35	35
Item_32	Pearson Correlation	.320	.255	.203	.114	.051	-.031
	Sig. (2-tailed)	.061	.139	.243	.516	.770	.859
	N	35	35	35	35	35	35
Item_33	Pearson Correlation	.208	.074	.376*	.041	.268	.293
	Sig. (2-tailed)	.231	.673	.026	.815	.120	.088
	N	35	35	35	35	35	35
Item_34	Pearson Correlation	-.126	-.154	-.061	-.108	-.025	.124
	Sig. (2-tailed)	.471	.376	.729	.538	.885	.477
	N	35	35	35	35	35	35
Item_35	Pearson Correlation	-.037	.049	.194	.189	.315	.217
	Sig. (2-tailed)	.832	.781	.263	.277	.065	.211
	N	35	35	35	35	35	35
Item_36	Pearson Correlation	.193	.118	-.063	.147	-.070	-.053
	Sig. (2-tailed)	.266	.498	.719	.400	.689	.762
	N	35	35	35	35	35	35
Item_37	Pearson Correlation	.298	.130	.101	.120	.148	.146
	Sig. (2-tailed)	.082	.457	.566	.491	.395	.401
	N	35	35	35	35	35	35

Correlations

		TOTAL	Item_1	Item_2	Item_3	Item_4	Item_5	Item_6
Item_38	Pearson Correlation	.548**	.280	.268	.301	.188	.415*	.342*
	Sig. (2-tailed)	.001	.104	.119	.079	.280	.013	.045
	N	35	35	35	35	35	35	35
Item_39	Pearson Correlation	.589**	.254	.022	.262	.233	.360*	.291
	Sig. (2-tailed)	.000	.141	.902	.128	.178	.034	.090
	N	35	35	35	35	35	35	35
Item_40	Pearson Correlation	.738**	.507**	.335*	.457**	.407*	.301	.494**
	Sig. (2-tailed)	.000	.002	.049	.006	.015	.079	.003
	N	35	35	35	35	35	35	35
Item_41	Pearson Correlation	.525**	.371*	.059	.438**	.205	.179	.322
	Sig. (2-tailed)	.001	.028	.736	.008	.237	.304	.059
	N	35	35	35	35	35	35	35
Item_42	Pearson Correlation	.613**	.610**	.151	.422*	.425*	.216	.427*
	Sig. (2-tailed)	.000	.000	.388	.011	.011	.214	.010
	N	35	35	35	35	35	35	35
Item_43	Pearson Correlation	.672**	.215	.079	.158	.221	.251	.306
	Sig. (2-tailed)	.000	.215	.652	.364	.202	.146	.074
	N	35	35	35	35	35	35	35
Item_44	Pearson Correlation	.663**	.133	.188	.143	.209	.331	.297
	Sig. (2-tailed)	.000	.446	.279	.411	.228	.052	.083
	N	35	35	35	35	35	35	35
Item_45	Pearson Correlation	.533**	-.100	.224	.131	.137	.237	.322
	Sig. (2-tailed)	.001	.568	.197	.451	.434	.171	.059
	N	35	35	35	35	35	35	35
Item_46	Pearson Correlation	.276	-.159	.182	-.134	-.070	-.046	-.012
	Sig. (2-tailed)	.109	.363	.295	.442	.690	.795	.945
	N	35	35	35	35	35	35	35
Item_47	Pearson Correlation	.368*	-.283	.338*	-.126	-.177	.089	-.029
	Sig. (2-tailed)	.029	.100	.047	.470	.309	.611	.867
	N	35	35	35	35	35	35	35
Item_48	Pearson Correlation	.129	-.155	.173	-.403*	-.226	.114	.075
	Sig. (2-tailed)	.461	.375	.322	.017	.192	.516	.669
	N	35	35	35	35	35	35	35
Item_49	Pearson Correlation	.274	-.159	.332	.038	.240	.081	.004
	Sig. (2-tailed)	.111	.361	.052	.830	.166	.645	.980
	N	35	35	35	35	35	35	35
Item_50	Pearson Correlation	.189	-.082	.132	.005	-.011	-.085	.004
	Sig. (2-tailed)	.277	.640	.450	.979	.948	.626	.980
	N	35	35	35	35	35	35	35

Correlations

		Item_7	Item_8	Item_9	Item_10	Item_11	Item_12	Item_13
Item_38	Pearson Correlation	.424 [*]	.325	.363 [*]	.242	.377 [*]	.421 [*]	.336 [*]
	Sig. (2-tailed)	.011	.056	.032	.162	.025	.012	.049
	N	35	35	35	35	35	35	35
Item_39	Pearson Correlation	.475 ^{**}	.324	.430 ^{**}	.554 ^{**}	.360 [*]	.369 [*]	.120
	Sig. (2-tailed)	.004	.058	.010	.001	.034	.029	.492
	N	35	35	35	35	35	35	35
Item_40	Pearson Correlation	.498 ^{**}	.462 ^{**}	.472 ^{**}	.424 [*]	.619 ^{**}	.559 ^{**}	.199
	Sig. (2-tailed)	.002	.005	.004	.011	.000	.000	.252
	N	35	35	35	35	35	35	35
Item_41	Pearson Correlation	.338 [*]	.381 [*]	.375 [*]	.450 ^{**}	.511 ^{**}	.461 ^{**}	-.139
	Sig. (2-tailed)	.047	.024	.026	.007	.002	.005	.427
	N	35	35	35	35	35	35	35
Item_42	Pearson Correlation	.602 ^{**}	.437 ^{**}	.422 [*]	.450 ^{**}	.529 ^{**}	.688 ^{**}	.094
	Sig. (2-tailed)	.000	.009	.011	.007	.001	.000	.593
	N	35	35	35	35	35	35	35
Item_43	Pearson Correlation	.477 ^{**}	.378 [*]	.405 [*]	.461 ^{**}	.483 ^{**}	.518 ^{**}	.125
	Sig. (2-tailed)	.004	.025	.016	.005	.003	.001	.473
	N	35	35	35	35	35	35	35
Item_44	Pearson Correlation	.231	.346 [*]	.383 [*]	.317	.400 [*]	.481 ^{**}	.096
	Sig. (2-tailed)	.183	.042	.023	.063	.017	.003	.581
	N	35	35	35	35	35	35	35
Item_45	Pearson Correlation	.097	.317	.375 [*]	.249	.242	.300	.033
	Sig. (2-tailed)	.581	.064	.026	.149	.162	.080	.849
	N	35	35	35	35	35	35	35
Item_46	Pearson Correlation	-.048	.118	-.016	-.005	-.016	-.006	.032
	Sig. (2-tailed)	.785	.499	.928	.978	.926	.974	.855
	N	35	35	35	35	35	35	35
Item_47	Pearson Correlation	-.166	.132	-.072	-.035	.000	-.249	.319
	Sig. (2-tailed)	.341	.449	.682	.844	1.000	.149	.062
	N	35	35	35	35	35	35	35
Item_48	Pearson Correlation	.106	-.084	-.274	-.264	-.303	-.159	.271
	Sig. (2-tailed)	.546	.630	.111	.125	.077	.362	.116
	N	35	35	35	35	35	35	35
Item_49	Pearson Correlation	.009	.153	.033	-.082	.130	-.056	.129
	Sig. (2-tailed)	.961	.381	.850	.638	.458	.751	.461
	N	35	35	35	35	35	35	35
Item_50	Pearson Correlation	.230	-.053	-.166	-.046	.087	-.140	.170
	Sig. (2-tailed)	.184	.761	.340	.795	.619	.422	.328
	N	35	35	35	35	35	35	35

Correlations

		Item_14	Item_15	Item_16	Item_17	Item_18	Item_19	Item_20
Item_38	Pearson Correlation	.258	.476**	.240	.405*	.206	.210	.380*
	Sig. (2-tailed)	.134	.004	.165	.016	.235	.225	.024
	N	35	35	35	35	35	35	35
Item_39	Pearson Correlation	.384*	.272	.238	.103	.112	.095	.269
	Sig. (2-tailed)	.023	.114	.169	.558	.521	.587	.118
	N	35	35	35	35	35	35	35
Item_40	Pearson Correlation	.117	.450**	.337*	.126	.130	.202	.354*
	Sig. (2-tailed)	.503	.007	.048	.470	.458	.244	.037
	N	35	35	35	35	35	35	35
Item_41	Pearson Correlation	.162	.130	.151	.158	.094	.297	.113
	Sig. (2-tailed)	.353	.458	.386	.364	.593	.083	.519
	N	35	35	35	35	35	35	35
Item_42	Pearson Correlation	.170	.500**	.401*	.291	.084	.096	.199
	Sig. (2-tailed)	.329	.002	.017	.090	.633	.583	.252
	N	35	35	35	35	35	35	35
Item_43	Pearson Correlation	.098	.163	.084	.185	.079	.248	.322
	Sig. (2-tailed)	.576	.350	.632	.286	.650	.150	.059
	N	35	35	35	35	35	35	35
Item_44	Pearson Correlation	.034	.180	.188	.213	.095	.326	.281
	Sig. (2-tailed)	.846	.301	.280	.219	.589	.056	.102
	N	35	35	35	35	35	35	35
Item_45	Pearson Correlation	.162	.254	.109	.275	.026	.225	-.091
	Sig. (2-tailed)	.353	.140	.534	.110	.882	.194	.604
	N	35	35	35	35	35	35	35
Item_46	Pearson Correlation	-.003	-.073	.215	.390*	.118	.122	.143
	Sig. (2-tailed)	.986	.677	.215	.021	.499	.485	.414
	N	35	35	35	35	35	35	35
Item_47	Pearson Correlation	.149	-.086	.087	.319	.313	.336*	.168
	Sig. (2-tailed)	.391	.625	.619	.062	.068	.048	.336
	N	35	35	35	35	35	35	35
Item_48	Pearson Correlation	-.143	.218	.167	.102	-.044	-.095	-.053
	Sig. (2-tailed)	.413	.208	.339	.561	.801	.587	.760
	N	35	35	35	35	35	35	35
Item_49	Pearson Correlation	-.264	.047	-.078	.023	-.077	-.055	-.092
	Sig. (2-tailed)	.125	.788	.657	.897	.662	.756	.597
	N	35	35	35	35	35	35	35
Item_50	Pearson Correlation	.231	-.165	-.166	.120	.124	.161	.021
	Sig. (2-tailed)	.181	.345	.341	.491	.477	.356	.905
	N	35	35	35	35	35	35	35

Correlations

		Item_21	Item_22	Item_23	Item_24	Item_25	Item_26	Item_27
Item_38	Pearson Correlation	.401 [*]	.292	.046	.161	.174	.411 [*]	.272
	Sig. (2-tailed)	.017	.088	.791	.354	.316	.014	.113
	N	35	35	35	35	35	35	35
Item_39	Pearson Correlation	.188	.126	.106	.182	-.200	.240	.500 ^{**}
	Sig. (2-tailed)	.279	.470	.543	.295	.250	.165	.002
	N	35	35	35	35	35	35	35
Item_40	Pearson Correlation	.102	.007	.081	.392 [*]	.148	.345 [*]	.453 ^{**}
	Sig. (2-tailed)	.559	.967	.642	.020	.397	.042	.006
	N	35	35	35	35	35	35	35
Item_41	Pearson Correlation	.006	-.160	-.004	.141	-.041	.114	.380 [*]
	Sig. (2-tailed)	.972	.359	.983	.421	.817	.515	.024
	N	35	35	35	35	35	35	35
Item_42	Pearson Correlation	-.195	.036	-.038	.268	.245	.233	.442 ^{**}
	Sig. (2-tailed)	.262	.839	.830	.120	.156	.177	.008
	N	35	35	35	35	35	35	35
Item_43	Pearson Correlation	.143	-.104	.262	.331	-.150	.180	.451 ^{**}
	Sig. (2-tailed)	.413	.552	.129	.052	.389	.301	.007
	N	35	35	35	35	35	35	35
Item_44	Pearson Correlation	.274	.029	.309	.303	-.166	.192	.517 ^{**}
	Sig. (2-tailed)	.111	.868	.071	.077	.340	.268	.001
	N	35	35	35	35	35	35	35
Item_45	Pearson Correlation	.220	.130	.157	.026	.122	.245	.441 ^{**}
	Sig. (2-tailed)	.205	.456	.366	.881	.486	.155	.008
	N	35	35	35	35	35	35	35
Item_46	Pearson Correlation	-.023	.299	.534 ^{**}	.052	-.121	.290	.272
	Sig. (2-tailed)	.895	.082	.001	.768	.490	.091	.114
	N	35	35	35	35	35	35	35
Item_47	Pearson Correlation	.330	.299	.663 ^{**}	.196	-.167	.406 [*]	.218
	Sig. (2-tailed)	.053	.081	.000	.259	.337	.015	.208
	N	35	35	35	35	35	35	35
Item_48	Pearson Correlation	.187	.000	.296	.250	.053	.388 [*]	.000
	Sig. (2-tailed)	.283	1.000	.084	.147	.761	.021	1.000
	N	35	35	35	35	35	35	35
Item_49	Pearson Correlation	.003	.070	.413 [*]	.137	.262	.220	.220
	Sig. (2-tailed)	.985	.690	.014	.433	.129	.204	.203
	N	35	35	35	35	35	35	35
Item_50	Pearson Correlation	.146	-.106	.332	.022	.300	.070	-.033
	Sig. (2-tailed)	.403	.543	.052	.901	.080	.687	.851
	N	35	35	35	35	35	35	35

Correlations

		Item_28	Item_29	Item_30	Item_31	Item_32	Item_33	Item_34
Item_38	Pearson Correlation	.400 [*]	.088	.127	.215	.476 ^{**}	.413 [*]	.521 ^{**}
	Sig. (2-tailed)	.017	.616	.467	.215	.004	.014	.001
	N	35	35	35	35	35	35	35
Item_39	Pearson Correlation	.532 ^{**}	.329	.264	.278	.187	.486 ^{**}	.271
	Sig. (2-tailed)	.001	.054	.126	.106	.282	.003	.115
	N	35	35	35	35	35	35	35
Item_40	Pearson Correlation	.513 ^{**}	.402 [*]	.287	.319	.296	.654 ^{**}	.323
	Sig. (2-tailed)	.002	.017	.095	.062	.084	.000	.058
	N	35	35	35	35	35	35	35
Item_41	Pearson Correlation	.423 [*]	.387 [*]	.038	.315	-.001	.359 [*]	.201
	Sig. (2-tailed)	.011	.021	.829	.065	.996	.034	.246
	N	35	35	35	35	35	35	35
Item_42	Pearson Correlation	.464 ^{**}	.221	.028	.329	.161	.341 [*]	.224
	Sig. (2-tailed)	.005	.203	.871	.054	.354	.045	.196
	N	35	35	35	35	35	35	35
Item_43	Pearson Correlation	.620 ^{**}	.573 ^{**}	.192	.371 [*]	.173	.405 [*]	.339 [*]
	Sig. (2-tailed)	.000	.000	.268	.028	.320	.016	.046
	N	35	35	35	35	35	35	35
Item_44	Pearson Correlation	.541 ^{**}	.385 [*]	.294	.363 [*]	.165	.309	.293
	Sig. (2-tailed)	.001	.022	.086	.032	.342	.071	.088
	N	35	35	35	35	35	35	35
Item_45	Pearson Correlation	.276	.076	.071	.643 ^{**}	.440 ^{**}	.219	.274
	Sig. (2-tailed)	.108	.663	.686	.000	.008	.207	.111
	N	35	35	35	35	35	35	35
Item_46	Pearson Correlation	.228	.243	-.154	.235	-.033	.071	-.033
	Sig. (2-tailed)	.188	.159	.376	.174	.851	.686	.852
	N	35	35	35	35	35	35	35
Item_47	Pearson Correlation	.121	.352 [*]	.000	.236	.130	.174	.075
	Sig. (2-tailed)	.490	.038	1.000	.173	.458	.318	.670
	N	35	35	35	35	35	35	35
Item_48	Pearson Correlation	.115	.041	.130	.129	.000	.000	.000
	Sig. (2-tailed)	.509	.816	.456	.461	1.000	1.000	1.000
	N	35	35	35	35	35	35	35
Item_49	Pearson Correlation	.085	.175	.091	.327	.320	.208	-.126
	Sig. (2-tailed)	.626	.316	.602	.055	.061	.231	.471
	N	35	35	35	35	35	35	35
Item_50	Pearson Correlation	-.071	-.065	-.015	.135	.255	.074	-.154
	Sig. (2-tailed)	.686	.712	.932	.438	.139	.673	.376
	N	35	35	35	35	35	35	35

Correlations

		Item_35	Item_36	Item_37	Item_38	Item_39	Item_40	Item_41
Item_38	Pearson Correlation	.459**	.096	.197	1	.469**	.424*	.209
	Sig. (2-tailed)	.006	.583	.257		.005	.011	.227
	N	35	35	35	35	35	35	35
Item_39	Pearson Correlation	.360*	.282	.396*	.469**	1	.538**	.361*
	Sig. (2-tailed)	.034	.101	.019	.005		.001	.033
	N	35	35	35	35	35	35	35
Item_40	Pearson Correlation	.396*	.244	.412*	.424*	.538**	1	.543**
	Sig. (2-tailed)	.018	.157	.014	.011	.001		.001
	N	35	35	35	35	35	35	35
Item_41	Pearson Correlation	.408*	.096	.118	.209	.361*	.543**	1
	Sig. (2-tailed)	.015	.584	.499	.227	.033	.001	
	N	35	35	35	35	35	35	35
Item_42	Pearson Correlation	.308	.369*	.420*	.360*	.394*	.632**	.486**
	Sig. (2-tailed)	.072	.029	.012	.034	.019	.000	.003
	N	35	35	35	35	35	35	35
Item_43	Pearson Correlation	.449**	.247	.218	.171	.475**	.639**	.641**
	Sig. (2-tailed)	.007	.152	.207	.326	.004	.000	.000
	N	35	35	35	35	35	35	35
Item_44	Pearson Correlation	.579**	.150	.310	.301	.397*	.571**	.530**
	Sig. (2-tailed)	.000	.390	.070	.079	.018	.000	.001
	N	35	35	35	35	35	35	35
Item_45	Pearson Correlation	.408*	.171	.420*	.404*	.331	.367*	.419*
	Sig. (2-tailed)	.015	.325	.012	.016	.052	.030	.012
	N	35	35	35	35	35	35	35
Item_46	Pearson Correlation	.045	.152	.300	-.087	-.023	-.101	.147
	Sig. (2-tailed)	.799	.382	.080	.619	.897	.565	.400
	N	35	35	35	35	35	35	35
Item_47	Pearson Correlation	.076	.039	.311	.000	.245	.091	.075
	Sig. (2-tailed)	.666	.825	.069	1.000	.156	.605	.670
	N	35	35	35	35	35	35	35
Item_48	Pearson Correlation	.144	.049	.264	-.153	-.078	-.058	-.095
	Sig. (2-tailed)	.408	.778	.125	.379	.656	.742	.586
	N	35	35	35	35	35	35	35
Item_49	Pearson Correlation	-.037	.193	.298	-.181	-.254	.103	-.048
	Sig. (2-tailed)	.832	.266	.082	.299	.141	.557	.785
	N	35	35	35	35	35	35	35
Item_50	Pearson Correlation	.049	.118	.130	-.120	.008	.082	-.039
	Sig. (2-tailed)	.781	.498	.457	.492	.963	.638	.822
	N	35	35	35	35	35	35	35

Correlations

		Item_42	Item_43	Item_44	Item_45	Item_46	Item_47	Item_48
Item_38	Pearson Correlation	.360 [*]	.171	.301	.404 [*]	-.087	.000	-.153
	Sig. (2-tailed)	.034	.328	.079	.016	.619	1.000	.379
	N	35	35	35	35	35	35	35
Item_39	Pearson Correlation	.394 [*]	.475 ^{**}	.397 [*]	.331	-.023	.245	-.078
	Sig. (2-tailed)	.019	.004	.018	.052	.897	.156	.656
	N	35	35	35	35	35	35	35
Item_40	Pearson Correlation	.632 ^{**}	.639 ^{**}	.571 ^{**}	.367 [*]	-.101	.091	-.058
	Sig. (2-tailed)	.000	.000	.000	.030	.565	.605	.742
	N	35	35	35	35	35	35	35
Item_41	Pearson Correlation	.486 ^{**}	.641 ^{**}	.530 ^{**}	.419 [*]	.147	.075	-.095
	Sig. (2-tailed)	.003	.000	.001	.012	.400	.670	.586
	N	35	35	35	35	35	35	35
Item_42	Pearson Correlation	1	.495 ^{**}	.368 [*]	.267	.183	-.090	.000
	Sig. (2-tailed)		.003	.030	.120	.293	.607	1.000
	N	35	35	35	35	35	35	35
Item_43	Pearson Correlation	.495 ^{**}	1	.707 ^{**}	.339 [*]	.271	.207	.088
	Sig. (2-tailed)	.003		.000	.046	.115	.232	.615
	N	35	35	35	35	35	35	35
Item_44	Pearson Correlation	.368 [*]	.707 ^{**}	1	.560 ^{**}	.197	.336 [*]	.000
	Sig. (2-tailed)	.030	.000		.000	.256	.048	1.000
	N	35	35	35	35	35	35	35
Item_45	Pearson Correlation	.267	.339 [*]	.560 ^{**}	1	.183	.336 [*]	.095
	Sig. (2-tailed)	.120	.046	.000		.294	.048	.586
	N	35	35	35	35	35	35	35
Item_46	Pearson Correlation	.183	.271	.197	.183	1	.554 ^{**}	.330
	Sig. (2-tailed)	.293	.115	.256	.294		.001	.053
	N	35	35	35	35	35	35	35
Item_47	Pearson Correlation	-.090	.207	.336 [*]	.336 [*]	.554 ^{**}	1	.392 [*]
	Sig. (2-tailed)	.607	.232	.048	.048	.001		.020
	N	35	35	35	35	35	35	35
Item_48	Pearson Correlation	.000	.088	.000	.095	.330	.392 [*]	1
	Sig. (2-tailed)	1.000	.615	1.000	.586	.053	.020	
	N	35	35	35	35	35	35	35
Item_49	Pearson Correlation	.003	.128	.173	.303	.368 [*]	.281	.307
	Sig. (2-tailed)	.988	.464	.320	.077	.030	.102	.073
	N	35	35	35	35	35	35	35
Item_50	Pearson Correlation	.104	.175	.076	.114	.150	.276	.201
	Sig. (2-tailed)	.551	.314	.663	.515	.391	.108	.246
	N	35	35	35	35	35	35	35

Correlations

		Item_49	Item_50	Item_51	Item_52	Item_53	Item_54
Item_38	Pearson Correlation	-.181	-.120	-.012	-.264	.127	.014
	Sig. (2-tailed)	.299	.492	.946	.125	.468	.936
	N	35	35	35	35	35	35
Item_39	Pearson Correlation	-.254	.008	.131	.095	.498**	.003
	Sig. (2-tailed)	.141	.963	.452	.587	.002	.985
	N	35	35	35	35	35	35
Item_40	Pearson Correlation	.103	.082	.270	.163	.317	.227
	Sig. (2-tailed)	.557	.638	.117	.351	.063	.190
	N	35	35	35	35	35	35
Item_41	Pearson Correlation	-.048	-.039	.294	.284	.186	.299
	Sig. (2-tailed)	.785	.822	.087	.099	.286	.081
	N	35	35	35	35	35	35
Item_42	Pearson Correlation	.003	.104	.038	.097	.274	.132
	Sig. (2-tailed)	.988	.551	.830	.580	.111	.451
	N	35	35	35	35	35	35
Item_43	Pearson Correlation	.128	.175	.394*	.459**	.422*	.295
	Sig. (2-tailed)	.464	.314	.019	.006	.012	.086
	N	35	35	35	35	35	35
Item_44	Pearson Correlation	.173	.076	.350*	.449**	.552**	.311
	Sig. (2-tailed)	.320	.663	.039	.007	.001	.069
	N	35	35	35	35	35	35
Item_45	Pearson Correlation	.303	.114	.326	.284	.143	.019
	Sig. (2-tailed)	.077	.515	.056	.099	.411	.914
	N	35	35	35	35	35	35
Item_46	Pearson Correlation	.368*	.150	.326	.139	.033	.280
	Sig. (2-tailed)	.030	.391	.056	.427	.849	.103
	N	35	35	35	35	35	35
Item_47	Pearson Correlation	.281	.276	.464**	.293	.217	.036
	Sig. (2-tailed)	.102	.108	.005	.088	.210	.837
	N	35	35	35	35	35	35
Item_48	Pearson Correlation	.307	.201	.254	.093	.055	.046
	Sig. (2-tailed)	.073	.246	.141	.594	.752	.793
	N	35	35	35	35	35	35
Item_49	Pearson Correlation	1	.308	.383*	.362*	-.036	.481**
	Sig. (2-tailed)		.072	.023	.032	.836	.003
	N	35	35	35	35	35	35
Item_50	Pearson Correlation	.308	1	.417*	.514**	.196	-.075
	Sig. (2-tailed)	.072		.013	.002	.259	.668
	N	35	35	35	35	35	35

Correlations

		TOTAL	Item_1	Item_2	Item_3	Item_4	Item_5	Item_6
Item_51	Pearson Correlation	.356*	-.283	.169	.229	.069	.133	.087
	Sig. (2-tailed)	.036	.100	.331	.185	.694	.446	.620
	N	35	35	35	35	35	35	35
Item_52	Pearson Correlation	.248	-.037	.026	-.056	.091	-.023	-.164
	Sig. (2-tailed)	.150	.831	.883	.750	.605	.897	.347
	N	35	35	35	35	35	35	35
Item_53	Pearson Correlation	.353*	.027	-.046	-.036	.216	.443**	.133
	Sig. (2-tailed)	.038	.876	.794	.839	.213	.008	.447
	N	35	35	35	35	35	35	35
Item_54	Pearson Correlation	.229	.093	.152	.245	.132	.145	-.075
	Sig. (2-tailed)	.185	.594	.382	.155	.450	.406	.669
	N	35	35	35	35	35	35	35

Correlations

		Item_7	Item_8	Item_9	Item_10	Item_11	Item_12	Item_13
Item_51	Pearson Correlation	.264	.008	-.060	.094	.322	.005	-.023
	Sig. (2-tailed)	.125	.963	.732	.593	.060	.977	.897
	N	35	35	35	35	35	35	35
Item_52	Pearson Correlation	.095	.139	.051	.155	.231	.068	.158
	Sig. (2-tailed)	.589	.424	.772	.374	.181	.699	.365
	N	35	35	35	35	35	35	35
Item_53	Pearson Correlation	.393*	.075	.130	.234	.223	.141	-.064
	Sig. (2-tailed)	.020	.670	.458	.176	.197	.420	.715
	N	35	35	35	35	35	35	35
Item_54	Pearson Correlation	.171	.089	.026	.046	.159	.095	-.101
	Sig. (2-tailed)	.326	.612	.882	.792	.361	.589	.565
	N	35	35	35	35	35	35	35

Correlations

		Item_14	Item_15	Item_16	Item_17	Item_18	Item_19	Item_20
Item_51	Pearson Correlation	-.165	-.112	-.156	.042	.002	.039	-.143
	Sig. (2-tailed)	.344	.522	.372	.810	.992	.826	.414
	N	35	35	35	35	35	35	35
Item_52	Pearson Correlation	.143	-.193	.012	.036	-.017	.185	.059
	Sig. (2-tailed)	.411	.266	.946	.838	.923	.288	.735
	N	35	35	35	35	35	35	35
Item_53	Pearson Correlation	-.017	-.077	.000	-.144	-.149	-.034	.057
	Sig. (2-tailed)	.923	.659	1.000	.409	.393	.848	.746
	N	35	35	35	35	35	35	35
Item_54	Pearson Correlation	-.440**	.005	.023	-.221	-.366*	-.308	-.009
	Sig. (2-tailed)	.008	.979	.894	.201	.031	.072	.959
	N	35	35	35	35	35	35	35

Correlations

		Item_21	Item_22	Item_23	Item_24	Item_25	Item_26	Item_27
Item_51	Pearson Correlation	.299	-.305	.344 [*]	-.006	.000	.026	.272
	Sig. (2-tailed)	.081	.075	.043	.974	1.000	.883	.114
	N	35	35	35	35	35	35	35
Item_52	Pearson Correlation	-.039	-.342 [*]	.150	.058	-.040	-.064	.177
	Sig. (2-tailed)	.825	.044	.391	.742	.820	.717	.308
	N	35	35	35	35	35	35	35
Item_53	Pearson Correlation	.190	-.193	.135	.239	-.142	-.168	.472 ^{**}
	Sig. (2-tailed)	.274	.268	.440	.166	.417	.334	.004
	N	35	35	35	35	35	35	35
Item_54	Pearson Correlation	.006	-.114	.245	.099	-.157	.015	.279
	Sig. (2-tailed)	.973	.513	.155	.572	.368	.934	.104
	N	35	35	35	35	35	35	35

Correlations

		Item_28	Item_29	Item_30	Item_31	Item_32	Item_33	Item_34
Item_51	Pearson Correlation	.238	.328	.227	.359 [*]	.203	.376 [*]	-.061
	Sig. (2-tailed)	.169	.054	.191	.034	.243	.026	.729
	N	35	35	35	35	35	35	35
Item_52	Pearson Correlation	.107	.092	-.111	.093	.114	.041	-.108
	Sig. (2-tailed)	.542	.598	.525	.593	.516	.815	.538
	N	35	35	35	35	35	35	35
Item_53	Pearson Correlation	.272	.275	.461 ^{**}	.122	.051	.268	-.025
	Sig. (2-tailed)	.113	.110	.005	.486	.770	.120	.885
	N	35	35	35	35	35	35	35
Item_54	Pearson Correlation	.323	.434 ^{**}	.196	.051	-.031	.293	.124
	Sig. (2-tailed)	.058	.009	.258	.769	.859	.088	.477
	N	35	35	35	35	35	35	35

Correlations

		Item_35	Item_36	Item_37	Item_38	Item_39	Item_40	Item_41
Item_51	Pearson Correlation	.194	-.063	.101	-.012	.131	.270	.294
	Sig. (2-tailed)	.263	.719	.566	.946	.452	.117	.087
	N	35	35	35	35	35	35	35
Item_52	Pearson Correlation	.189	.147	.120	-.264	.095	.163	.284
	Sig. (2-tailed)	.277	.400	.491	.125	.587	.351	.099
	N	35	35	35	35	35	35	35
Item_53	Pearson Correlation	.315	-.070	.148	.127	.498 ^{**}	.317	.186
	Sig. (2-tailed)	.065	.689	.395	.468	.002	.063	.286
	N	35	35	35	35	35	35	35
Item_54	Pearson Correlation	.217	-.053	.146	.014	.003	.227	.299
	Sig. (2-tailed)	.211	.762	.401	.936	.985	.190	.081
	N	35	35	35	35	35	35	35

Correlations

		Item_42	Item_43	Item_44	Item_45	Item_46	Item_47	Item_48
Item_51	Pearson Correlation	.038	.394*	.350*	.326	.326	.464**	.254
	Sig. (2-tailed)	.830	.019	.039	.056	.056	.005	.141
	N	35	35	35	35	35	35	35
Item_52	Pearson Correlation	.097	.459**	.449**	.284	.139	.293	.093
	Sig. (2-tailed)	.580	.006	.007	.099	.427	.088	.594
	N	35	35	35	35	35	35	35
Item_53	Pearson Correlation	.274	.422*	.552**	.143	.033	.217	.055
	Sig. (2-tailed)	.111	.012	.001	.411	.849	.210	.752
	N	35	35	35	35	35	35	35
Item_54	Pearson Correlation	.132	.295	.311	.019	.280	.036	.046
	Sig. (2-tailed)	.451	.086	.069	.914	.103	.837	.793
	N	35	35	35	35	35	35	35

Correlations

		Item_49	Item_50	Item_51	Item_52	Item_53	Item_54
Item_51	Pearson Correlation	.383*	.417*	1	.324	.389*	.284
	Sig. (2-tailed)	.023	.013		.058	.021	.099
	N	35	35	35	35	35	35
Item_52	Pearson Correlation	.362*	.514**	.324	1	.347*	.136
	Sig. (2-tailed)	.032	.002	.058		.041	.435
	N	35	35	35	35	35	35
Item_53	Pearson Correlation	-.036	.196	.389*	.347*	1	.138
	Sig. (2-tailed)	.836	.259	.021	.041		.428
	N	35	35	35	35	35	35
Item_54	Pearson Correlation	.481**	-.075	.284	.136	.138	1
	Sig. (2-tailed)	.003	.668	.099	.435	.428	
	N	35	35	35	35	35	35

*. Correlation is significant at the 0.05 level (2-tailed).

**. Correlation is significant at the 0.01 level (2-tailed).

Reliability KOMPETENSI PEDAGOGIK GURU "Y"

Scale: ALL VARIABLES

Case Processing Summary

		N	%
Cases	Valid	35	100.0
	Excluded ^a	0	.0
	Total	35	100.0

a. Listwise deletion based on all variables in the procedure.

Reliability Statistics

Cronbach's Alpha	N of Items
.933	54

Lampiran 3

HASIL PENELITIAN
HASIL PENELITIAN VARIABEL PARTISIPASI MGMP "X1"

NO	Nama Guru	Nomor Butir																		EY
		1	2	3	4	5	6	7	8	9	10	11	12	13	14	15	16	17	18	
1	Abdul Hgofir	4	2	3	3	3	1	3	1	3	2	2	2	3	2	3	3	3	3	46
2	Achmad Zaeni, S.Pd Ekop	3	3	3	3	3	4	3	4	4	4	4	3	2	2	2	2	3	3	55
3	Agus Santoso, S.Pd	3	3	3	2	4	2	3	3	3	3	2	2	3	3	3	3	3	3	51
4	Agus Slamet	1	3	4	4	3	4	4	4	4	3	4	4	1	4	3	2	3	3	58
5	Amin Faizah	4	3	2	4	4	3	3	4	1	3	3	3	3	4	2	4	2	4	56
6	Atik Hidayati, S.Pd.	3	3	3	4	3	4	4	4	4	4	1	4	1	4	2	2	2	4	56
7	Bagus Tri Asmara, S.Pd.	3	3	3	3	4	4	3	4	3	4	3	3	4	3	4	3	2	4	60
8	Budielmi	2	3	3	3	3	2	3	3	3	4	3	3	3	3	3	3	2	3	52
9	Calyaningsih Wijayanti, S.Pd	3	2	2	2	2	2	2	4	4	3	4	3	4	2	4	4	4	2	53
10	Candra Mulyastuti	4	4	3	4	4	3	4	4	4	2	4	3	2	3	3	4	2	4	61
11	Catur Marlyna	4	3	2	2	4	4	3	4	4	3	4	2	4	4	1	3	3	3	57
12	Deni Merianto, S.Pd.	4	3	4	4	4	2	4	4	4	4	2	4	4	1	4	1	4	2	59
13	Dian Sri Asmiyati, S.Pd.	4	4	4	4	4	4	4	4	1	1	4	2	1	2	2	2	1	2	50
14	Dra. Eui Yuliyanti	3	3	3	3	3	2	3	3	4	3	3	3	3	4	3	4	4	4	58
15	Dra. Lutfiah	3	4	2	4	3	4	3	3	3	3	4	4	3	3	3	3	4	4	60
16	Dra. Ratna Rosana Dewi	3	2	3	3	3	4	3	3	3	4	3	3	2	3	4	4	3	4	57
17	Dra. Sri Suswati	4	3	3	2	3	4	2	4	3	4	2	4	3	4	3	2	2	2	54
18	Drs Nasripin	4	3	2	4	4	3	3	4	4	3	3	3	1	3	1	4	3	1	53
19	Drs. Mulyono	3	4	4	1	4	3	2	3	3	3	3	4	4	2	1	4	3	3	54
20	Drs. Setiawan Eko Nugroho	4	4	4	4	4	4	4	4	4	3	4	2	4	4	4	4	4	4	69
21	Drs. Soleh Hm	4	3	4	4	4	4	3	4	3	3	3	3	2	4	4	2	3	4	61
22	Drs. Sudarna	3	2	1	4	4	4	3	4	4	3	2	2	4	2	1	3	4	4	54
23	Drs. Supriyanto	3	3	3	4	4	3	4	4	3	3	3	3	3	3	4	4	4	1	59
24	Dyah Sugiharti, S. Pd	3	4	2	3	3	2	3	3	3	3	3	2	3	3	3	3	2	3	51
25	Eko Joko Wibawanto	2	2	3	3	3	3	3	3	3	3	3	3	4	3	2	2	4	3	52
26	Ely Sugiansah	3	4	4	3	3	3	4	2	3	3	4	3	4	3	4	4	3	2	59
27	Endang Noor Suprpti, S.Pd	4	2	2	2	3	2	3	4	4	4	2	4	2	2	3	4	4	4	55
28	Endang Sulistiyanti, S.Pd	2	4	4	3	4	4	2	2	2	3	2	3	4	4	4	2	4	2	55
29	Ery Herawati, S.Pd.	2	3	1	4	2	3	4	3	3	1	3	4	2	4	4	4	2	4	53
30	Esti Indah Fajarwati	4	2	1	4	4	3	3	4	4	4	4	4	4	3	4	3	3	3	61
31	Handi Rosandi	4	3	4	4	4	4	4	4	4	3	3	2	3	3	2	3	3	2	59
32	Hidayat Atik Praktiko	3	2	2	4	4	2	3	3	4	2	3	3	4	3	4	3	4	4	57
33	Ibni Isyanto	3	4	3	2	4	4	4	4	2	3	4	4	4	4	2	2	4	2	59
34	Ika Pramanto, S.E	4	2	3	3	2	2	2	2	2	2	4	2	4	3	3	3	3	3	49
35	Irin Suherdiani, S.Pd	3	3	3	3	3	4	3	2	3	4	2	4	3	4	3	4	4	2	57
36	Isnaini Arina Khasbana	3	3	2	3	3	2	4	4	3	4	4	3	3	3	4	4	2	4	58
37	Joko Wibowo	3	3	2	3	2	3	4	4	2	4	3	3	2	3	2	4	4	3	54
38	Juliana Triastuti, S.Pd.Ek	4	4	4	4	4	3	4	3	4	4	4	4	4	4	4	4	3	4	69
39	Kamilah	4	4	4	4	4	4	4	3	3	3	3	3	4	3	2	4	3	2	61
40	Kusnaedi	4	4	3	3	3	3	4	2	4	3	4	3	2	3	4	4	3	2	58
41	Laela Rachmah, Se	3	3	3	4	4	4	4	4	4	2	2	4	4	3	3	3	4	2	60
42	Lina Haryanti, S.Pd	3	3	2	3	3	2	3	3	3	3	2	4	4	3	3	3	3	4	54
43	Lita Okvita	3	3	3	4	3	3	3	3	4	3	2	4	3	4	4	3	3	4	59
44	Lusy Mukhtianarti	3	4	3	3	3	3	4	3	2	4	4	4	4	2	3	4	4	4	61
45	Mafrukha, S.Pd.	3	4	3	3	1	3	4	2	4	4	4	2	4	3	4	4	4	4	60
46	Maknuroh, S.Pd.	3	4	3	2	3	3	2	4	4	2	3	2	3	4	2	3	3	3	53
47	Mbjeng Bremans Miflakhugarna, S.Pd	3	3	4	2	4	3	3	4	2	3	4	2	4	3	2	4	4	2	56
48	Moh Mungkas Iswandi	3	2	3	3	3	3	2	3	3	3	2	3	2	4	4	3	4	4	54
49	Mohamad Tarjono	2	3	3	4	3	2	4	3	3	4	3	4	3	4	3	3	2	3	56
50	Muhafidloh, S.Pd.	3	2	2	2	2	2	2	2	3	3	2	3	2	2	4	4	2	2	44

NO	Nama Guru	Nomor Butir																	ΣY	
		1	2	3	4	5	6	7	8	9	10	11	12	13	14	15	16	17		18
51	Muhson, S.Pd.	3	2	3	3	3	4	3	3	4	4	3	3	2	3	4	4	3	4	58
52	Murtiyati, S.Pd	3	3	3	3	3	2	3	3	3	3	3	3	3	4	3	3	2	4	54
53	Musyaroifah, S.Pd.	4	3	2	4	4	2	2	4	3	4	2	4	3	4	2	4	3	4	58
54	Niyanto	3	4	2	3	3	2	3	3	3	3	3	2	3	3	3	3	2	3	51
55	Nuning Wijarti, S.Pd	4	3	2	4	4	3	3	4	4	3	3	3	3	3	3	4	3	2	58
56	Nurkhonidah, S.Pd	4	3	4	4	3	4	3	3	4	3	3	3	2	3	3	2	3	3	57
57	Okvia Tri Haryanti, S.Pd.Pkn	3	3	3	3	3	3	3	3	4	4	3	3	4	3	2	3	4	2	56
58	Patimah	4	3	2	2	4	4	3	4	4	3	2	2	4	3	4	3	3	3	57
59	Pujiyanti	3	3	3	2	4	2	3	3	3	3	2	2	3	3	3	3	3	4	52
60	Rina Mulati, S.Pd	3	4	2	4	3	4	3	3	3	3	4	4	3	3	3	3	4	4	60
61	Roehman Witono	4	3	2	4	4	4	3	4	4	4	4	3	3	4	4	4	4	4	66
62	Roisah	4	3	4	4	3	2	3	3	3	3	3	3	2	3	3	2	3	3	54
63	Rusyanto, S.Pd	3	3	3	2	3	1	3	3	4	4	3	3	2	3	4	3	2	2	51
64	Samsudin	3	3	3	3	4	1	2	4	3	4	2	2	3	4	1	3	2	3	50
65	Setyo Budi Kabono Widodo	2	2	2	2	1	2	3	4	2	3	3	2	3	3	2	4	2	3	45
66	Sistyawan, S.Pd	4	3	4	4	4	4	4	4	3	4	1	2	4	4	3	4	3	4	63
67	Siti Aisyah, S.Pd.	4	4	4	2	3	3	3	4	4	4	4	2	4	4	4	4	3	4	64
68	Siti Khodijah	4	2	2	4	2	2	4	2	2	4	3	3	3	3	2	2	3	3	50
69	Siti Nurkhayati, S.Pd.	4	4	4	4	4	4	2	2	4	4	4	4	3	4	4	3	2	3	63
70	Slamet Condro Mulyono, S.Pd	4	4	4	4	3	3	4	3	3	4	1	3	3	3	2	3	2	3	56
71	Slamet Riyanto	3	3	3	3	3	2	3	4	2	4	4	4	3	2	2	4	3	4	56
72	Slamet, S.Pd	3	4	4	2	1	4	2	4	3	4	2	4	3	3	4	3	4	3	57
73	Sri Hartatik, S.Pd	2	2	4	4	2	4	3	3	3	3	4	3	3	3	4	3	4	3	57
74	Sri Muryati, S.Pd	3	2	4	4	3	3	4	4	3	4	4	4	4	2	3	3	4	2	60
75	Sri Sulastri	3	2	2	3	4	1	3	2	3	1	2	3	2	2	4	1	2	1	41
76	Sri Wahyuningsih, S.Pd.	3	2	4	3	3	3	3	4	2	3	3	3	4	2	2	4	2	2	52
77	Sri Widyastuti	4	4	4	4	4	4	4	4	3	4	3	4	4	4	4	4	4	4	70
78	Sriwati Handayani	3	2	4	4	2	3	3	3	3	2	3	3	3	2	4	2	4	2	52
79	Sugiro Purnomo	4	3	3	3	2	3	3	3	3	4	3	3	3	3	3	3	4	3	56
80	Suharti	4	2	3	4	3	3	2	4	1	3	2	3	3	2	2	2	2	2	47
81	Suhendro	3	2	3	4	4	3	3	3	3	3	3	3	3	3	3	4	3	3	56
82	Sukandar	4	2	2	3	3	3	1	3	2	3	2	4	2	3	2	2	3	3	47
83	Suroso, M.Pd.	3	4	4	3	3	3	3	3	3	3	4	3	3	4	4	2	4	4	60
84	Susarnani, S.Pd	3	2	2	4	4	4	4	4	4	4	4	4	4	3	3	4	3	4	64
85	Susilowati	4	3	3	3	3	4	3	4	4	4	4	3	3	4	4	4	3	4	64
86	Tanuri	4	2	3	3	4	4	3	3	3	3	3	3	4	2	4	4	2	2	56
87	Tarjono	3	2	3	3	3	3	3	3	3	2	3	3	2	3	4	2	3	4	52
88	Tasiri	3	2	3	3	3	2	2	3	3	2	3	2	3	4	3	3	2	4	50
89	Tasripin	4	2	3	3	4	4	3	2	2	4	4	3	3	4	4	4	4	4	61
90	Tedy Supriyono	4	4	4	4	3	3	3	2	2	3	3	3	3	4	4	4	4	3	60
91	Tika Mei Ilimawati	4	4	4	4	2	3	3	4	2	4	2	4	4	2	4	2	4	4	60
92	Titin Kartini, S.Pd.	4	4	4	4	4	3	4	4	4	4	4	4	4	4	4	4	2	4	69
93	Triwijatnarso	4	2	4	4	3	4	4	4	4	4	4	2	4	4	4	4	4	4	67
94	Uji Nurvidiohening	4	4	4	3	3	4	4	2	4	4	4	2	3	4	4	4	4	4	65
95	Wagiyono, S.Pd	4	4	4	4	4	3	3	4	3	4	3	2	3	3	3	3	3	3	60
96	Walhuri	2	2	4	2	2	4	3	2	4	3	2	4	1	3	4	3	3	4	52
97	Wartini	4	4	4	3	4	2	3	3	2	3	3	3	4	4	2	2	4	4	58
98	Wiwit Dyan Pramesti	2	4	4	2	2	3	2	2	4	4	3	3	3	3	4	3	3	4	55
99	Yuni Wasis Listiyanto Nugroho, S.Pd.	3	4	2	3	4	3	2	2	3	3	3	3	3	2	3	4	2	4	53
100	Yus Ardi Apriyanto, S.Pd.	2	4	4	3	3	3	4	4	4	4	3	3	4	2	2	2	3	2	56

HASIL PENELITIAN VARIABEL SUPERVISI AKADEMIK "X2"

NO	Nama Guru	Nomor Butir																		ΣY
		1	2	3	4	5	6	7	8	9	10	11	12	13	14	15	16	17	18	
1	Abdul Hgofir	2	3	3	4	3	2	4	3	3	4	3	4	3	4	3	3	2	3	56
2	Achmad Zaeni, S.Pd Ekop	3	4	4	4	3	4	4	2	3	4	2	3	2	2	4	4	4	2	58
3	Agus Santoso, S.Pd	3	2	3	3	3	4	3	3	4	4	3	3	2	3	4	4	3	4	58
4	Agus Slamet	3	3	3	3	3	2	3	3	3	3	3	3	3	4	3	3	2	4	54
5	Amin Faizah	4	3	4	4	4	2	4	4	4	4	4	4	4	4	4	4	4	4	69
6	Atik Hidayati, S.Pd.	3	4	2	3	3	2	3	3	3	3	3	2	3	3	3	3	2	3	51
7	Bagus Tri Asmara, S.Pd.	4	3	2	4	4	3	3	4	4	3	3	3	3	3	3	4	3	2	58
8	Bodielmi	4	3	4	4	3	4	3	3	4	3	3	3	2	3	3	2	3	3	57
9	Cahyaningsih Wijayanti, S.Pd	3	3	3	2	3	3	3	3	2	2	3	3	2	3	2	3	2	2	47
10	Candra Mulyastuti	4	3	2	2	4	4	3	4	4	3	2	2	4	3	4	3	3	3	57
11	Catur Marlina	3	3	3	2	4	2	3	3	3	3	2	2	3	3	3	3	3	4	52
12	Deni Merianto, S.Pd.	3	4	2	4	3	4	3	3	3	3	4	4	3	3	3	3	4	4	60
13	Dian Sri Asmiyati, S.Pd.	4	3	2	4	4	4	3	4	4	4	4	3	3	4	4	4	4	4	66
14	Dra. Eni Yuliyanti	4	3	4	4	3	2	3	3	3	3	3	3	2	3	3	2	3	3	54
15	Dra. Lutfiah	3	3	3	2	3	1	3	3	4	4	3	3	2	3	4	3	2	2	51
16	Dra. Ratna Rosana Dewi	3	3	3	3	4	1	2	4	3	4	2	2	3	4	1	3	2	3	50
17	Dra. Sri Suswati	4	4	4	2	4	4	3	4	4	3	3	3	3	3	4	3	3	3	61
18	Drs Nasripin	4	3	4	4	4	4	4	4	3	4	1	2	4	4	3	4	3	4	63
19	Drs. Mulyono	4	4	4	2	3	3	3	4	4	4	4	2	4	4	4	4	3	4	64
20	Drs. Setiawan Eko Nugrobo	4	4	4	4	4	4	4	4	4	4	4	3	4	3	4	4	4	3	69
21	Drs. Soleh Hm	4	4	4	4	4	4	2	2	4	4	4	4	3	4	4	3	2	3	63
22	Drs. Sudarna	4	4	4	4	3	3	4	3	3	4	1	3	3	3	2	3	2	3	56
23	Drs. Supriyanto	3	3	3	3	3	2	3	4	2	4	4	4	3	2	2	4	3	4	56
24	Dyah Sugiharti, S. Pd	2	4	4	2	4	4	3	2	4	4	4	4	4	4	4	3	3	3	62
25	Eko Joko Wibawanto	2	2	4	4	2	4	3	3	3	3	4	3	3	3	4	3	4	3	57
26	Ely Sugiasih	3	2	4	4	3	3	4	4	3	4	4	4	4	2	3	3	4	2	60
27	Endang Noor Suprpti, S.Pd	3	2	4	3	4	3	3	3	3	3	3	3	3	2	4	2	2	2	52
28	Endang Sulistiyanti, S.Pd	3	2	4	3	3	3	3	4	2	3	3	3	4	2	2	4	2	2	52
29	Ery Herawati, S.Pd.	4	4	4	4	4	3	4	4	3	2	3	3	2	4	4	2	2	4	60
30	Esti Indah Fajarwati	3	2	4	4	2	3	3	3	3	2	3	2	3	2	2	2	2	2	47
31	Handi Rosandi	4	3	3	3	2	3	3	3	3	4	3	3	3	3	3	3	4	3	56
32	Hidayat Atik Praktikto	4	2	3	4	3	3	4	4	3	3	3	3	3	2	2	2	2	2	52
33	Ibnu Isyanto	3	2	3	4	4	3	3	3	3	3	3	3	3	3	3	4	3	3	56
34	Ika Prananto, S.E	4	2	4	3	3	3	3	3	2	3	4	4	4	3	3	2	3	3	56
35	Iris Suberdiani, S.Pd	3	4	4	3	3	3	3	3	3	3	4	3	3	4	4	2	4	4	60
36	Isnaini Arina Khasbana	3	2	2	4	4	4	4	4	4	4	4	4	4	3	3	4	3	4	64
37	Joko Wibowo	4	3	3	3	3	4	3	4	4	4	4	3	3	4	4	4	3	4	64
38	Juliana Trihastuti, S.Pd.Ek	4	2	3	3	4	4	4	4	4	3	4	3	4	3	4	4	3	4	64
39	Kamilah	3	2	3	3	3	3	3	3	3	2	3	3	2	3	4	2	3	4	52
40	Kusnadi	3	2	3	3	3	2	2	3	3	2	3	2	3	4	3	3	2	4	50
41	Laela Rachmah, Se	4	2	3	3	4	4	3	2	2	4	4	3	3	4	4	4	4	4	61
42	Lina Haryanti, S.Pd	4	4	4	4	3	3	3	2	2	3	3	3	3	4	4	4	4	3	60
43	Lita Okvita	4	4	4	4	4	3	3	4	4	4	4	4	4	4	4	4	4	4	70
44	Lusy Mukhtianarti	4	2	2	3	4	2	4	3	2	2	4	3	2	1	3	4	2	3	50
45	Mafrukha, S.Pd.	4	2	4	4	3	4	4	4	4	4	4	2	4	4	4	4	4	4	67
46	Makmaroh, S.Pd.	4	4	4	3	3	4	4	2	4	4	4	2	3	4	4	4	4	4	65
47	Mbojeng Bremana Miftahbugama, S.Pd	4	4	4	4	4	3	3	4	3	4	3	2	3	3	3	3	3	3	60
48	Moh Mungkas Iswandi	2	2	4	4	2	3	3	4	4	3	4	3	4	4	4	4	4	4	62
49	Mohamad Tarjono	4	2	3	3	3	1	3	1	3	2	2	2	3	2	3	3	3	3	46
50	Mubafidboh, S.Pd.	3	3	3	3	3	4	3	4	4	4	4	3	2	2	2	2	3	3	55

NO	Nama Guru	Nomor Butir																		ΣY
		1	2	3	4	5	6	7	8	9	10	11	12	13	14	15	16	17	18	
51	Muhson, S.Pd.	3	3	3	2	4	2	3	3	3	3	2	2	3	3	3	3	3	3	51
52	Murtiyati, S.Pd	1	3	4	4	3	4	4	4	4	3	4	4	1	4	3	2	3	3	58
53	Musyarafah, S.Pd.	4	3	2	4	4	4	3	4	4	3	3	3	3	4	4	4	4	4	64
54	Niyanto	3	3	3	4	3	4	4	4	4	4	1	4	1	4	2	2	2	4	56
55	Nuning Wijarti, S.Pd	3	3	3	3	4	4	3	4	3	4	3	3	4	3	4	3	2	4	60
56	Nurkhonidah, S.Pd	2	3	3	3	3	2	3	3	3	4	3	3	3	3	3	3	2	3	52
57	Olcvia Tri Haryanti, S.Pd.Pln	3	2	2	2	2	2	2	4	4	3	4	3	4	2	4	4	4	2	53
58	Patimah	3	3	3	2	3	3	3	3	4	3	4	3	2	3	4	3	4	2	55
59	Pujiyanti	4	3	2	2	4	4	3	4	4	3	4	2	4	4	1	3	3	3	57
60	Rina Mulati, S.Pd	4	3	4	4	4	2	4	4	4	4	2	4	4	1	4	1	4	2	59
61	Roekman Witono	4	4	4	4	4	4	4	4	1	1	4	2	1	2	2	2	1	2	50
62	Roisah	3	3	3	3	3	2	3	3	4	3	3	3	3	4	3	4	4	4	58
63	Rasyanto, S.Pd	3	4	2	4	3	4	3	3	3	3	4	4	3	3	3	3	4	4	60
64	Samsudin	3	2	3	3	3	4	3	3	3	4	3	3	2	3	4	4	3	4	57
65	Setyo Budi Kahono Widodo	4	4	3	4	4	4	4	4	4	4	4	4	4	4	4	4	2	4	69
66	Sistyanan, S.Pd	4	3	2	4	4	3	3	4	4	3	3	3	1	3	1	4	3	1	53
67	Siti Aisyah, S.Pd.	3	4	4	1	4	3	2	3	3	3	3	4	4	2	1	4	3	3	54
68	Siti Khodijah	4	4	4	4	4	4	4	2	4	3	1	2	4	2	4	3	4	1	58
69	Siti Nurkhayati, S.Pd.	4	3	4	4	4	4	3	4	3	3	3	3	2	4	4	2	3	4	61
70	Slamet Condro Mulyono, S.Pd	3	2	1	4	4	4	3	4	2	3	2	2	4	2	2	3	4	4	53
71	Slamet Riyanto	3	3	3	4	4	3	4	4	3	3	3	3	3	3	4	4	4	1	59
72	Slamet, S.Pd	3	4	2	3	3	2	3	3	3	3	3	2	3	3	3	3	2	3	51
73	Sei Hartatik, S.Pd	2	2	3	3	3	3	3	3	3	3	3	3	4	3	2	2	4	3	52
74	Sei Muryati, S.Pd	3	4	4	3	3	3	4	2	3	3	4	3	4	3	4	4	3	2	59
75	Sri Sulastri	2	2	2	2	3	2	3	2	2	4	2	2	2	2	3	4	2	4	45
76	Sri Wahyuningsih, S.Pd.	2	4	4	3	4	4	2	2	2	3	2	3	4	4	4	2	4	2	55
77	Sri Widayastuti	2	3	1	4	2	3	4	3	3	1	4	4	2	4	4	4	2	4	54
78	Sriwati Handayani	4	2	1	4	4	3	3	4	4	4	4	4	4	3	4	3	3	3	61
79	Sugiro Purnomo	4	3	4	4	4	4	4	4	4	3	3	2	3	3	2	3	3	2	59
80	Suharti	3	2	2	4	4	2	3	3	4	2	3	3	4	3	4	3	4	4	57
81	Suhendro	3	4	3	2	4	4	4	4	2	3	4	4	4	4	2	2	4	2	59
82	Sukandar	4	2	3	3	2	2	2	2	2	2	4	2	4	3	3	3	3	3	49
83	Saroso, M.Pd.	3	3	3	3	3	4	3	2	3	4	2	4	3	4	3	4	4	2	57
84	Susharnani, S.Pd	3	3	2	3	3	2	4	4	3	4	4	3	3	3	4	4	2	4	58
85	Susilowati	3	3	2	3	2	3	4	4	2	4	3	3	2	3	2	4	4	3	54
86	Tanuri	2	2	4	3	3	3	3	3	3	3	2	3	4	4	2	4	3	3	54
87	Tarjono	4	4	4	4	4	4	4	3	3	3	3	3	4	3	2	4	3	2	61
88	Tasiri	4	4	3	3	3	3	4	2	4	3	4	3	2	3	4	4	3	2	58
89	Tasripin	3	3	3	4	4	4	4	4	4	2	2	4	4	3	3	3	4	2	60
90	Tedy Supriyono	3	3	2	3	3	2	3	3	3	3	2	4	4	3	3	3	3	4	54
91	Tika Mei Ihsniawati	3	3	3	4	3	3	3	3	4	3	2	4	3	4	4	3	3	4	59
92	Titin Kartini, S.Pd.	3	4	3	3	3	3	4	3	2	4	4	4	4	2	3	4	4	4	61
93	Triwijatnarso	3	4	3	3	1	3	4	2	4	4	4	2	4	3	4	4	4	4	60
94	Uji Nurwidobening	3	4	3	2	3	3	2	4	4	2	3	4	3	4	4	3	3	3	57
95	Wagiyono, S.Pd	3	3	4	2	4	3	3	4	2	3	4	2	4	3	2	4	4	2	56
96	Wahuri	3	2	3	3	3	3	2	3	3	3	2	3	2	4	4	3	4	4	54
97	Wartini	2	2	2	3	2	2	1	3	4	3	4	4	2	2	2	2	3	3	46
98	Wiwit Dyan Pranesti	4	3	3	3	3	4	3	3	1	4	2	3	4	3	3	4	3	4	57
99	Yuni Wasis Listiyanto Nugroho, S.Pd.	3	4	4	3	4	4	4	4	1	4	4	3	3	4	4	2	2	4	61
100	Yus Ardi Apriyanto, S.Pd.	3	3	3	3	3	3	3	3	4	4	4	4	4	4	4	3	3	3	61

HASIL PENELITIAN VARIABEL BUDAYA ORGANISASI SEKOLAH "X3"

NO	Nama Guru	Nomor Butir																		ΣY
		1	2	3	4	5	6	7	8	9	10	11	12	13	14	15	16	17	18	
1	Abdul Hgofir	4	4	4	4	4	4	4	3	3	3	3	3	4	3	2	4	3	2	61
2	Achmad Zaeni, S.Pd Ekop	3	4	4	3	3	3	4	2	3	3	4	3	4	3	4	4	3	2	59
3	Agus Santoso, S.Pd	3	4	3	3	3	3	4	3	2	4	4	4	4	2	3	4	4	4	61
4	Agus Slamet	2	4	4	3	4	4	2	2	2	3	2	3	4	4	4	2	4	2	55
5	Amin Faizah	2	3	1	4	2	3	4	3	3	1	3	4	2	4	4	4	2	4	53
6	Atik Hidayati, S.Pd.	4	2	1	4	4	3	3	4	4	4	4	4	4	3	4	3	3	3	61
7	Bagus Tri Asmara, S.Pd.	4	3	4	4	4	4	4	4	4	3	3	2	3	3	2	3	3	2	59
8	Budielmi	3	2	2	4	4	2	3	3	4	2	3	3	4	3	4	3	4	4	57
9	Cahyaningsih Wijayanti, S.Pd	3	3	3	4	3	3	3	3	4	3	2	4	3	4	4	3	3	4	59
10	Candra Mulyastuti	3	2	3	3	3	3	2	3	3	3	2	3	2	4	4	3	4	4	54
11	Catur Marlina	3	3	3	3	3	4	3	2	3	4	2	4	3	3	3	4	3	2	55
12	Demi Merianto, S.Pd.	3	3	2	3	3	2	4	4	3	4	4	3	3	3	4	4	2	4	58
13	Dian Sri Astiyanti, S.Pd.	3	3	2	3	2	3	4	4	2	4	3	3	2	3	2	4	2	2	51
14	Dra. Ani Yulyanti	2	2	4	3	3	3	3	3	3	3	2	3	4	4	2	4	3	3	54
15	Dra. Lutfah	2	2	3	3	3	3	3	3	3	3	3	3	4	3	2	2	4	3	52
16	Dra. Ratna Rosma Dewi	4	2	3	2	3	3	2	2	2	3	2	3	2	2	2	2	2	2	43
17	Dra. Sri Suswati	3	3	3	4	4	4	4	4	4	2	2	4	4	3	3	3	4	2	60
18	Drs Nasripin	3	3	2	3	3	2	3	3	3	3	2	4	4	3	3	3	3	4	54
19	Drs. Mulyono	3	3	2	3	2	3	2	4	4	2	4	4	3	4	4	4	3	4	58
20	Drs. Setiawan Eko Nugrobo	3	4	4	4	4	4	3	4	4	4	4	4	4	4	3	4	4	4	69
21	Drs. Soleh Hm	3	4	3	2	4	4	4	4	2	3	4	4	4	2	3	3	3	3	59
22	Drs. Sudarna	3	4	4	2	2	2	3	3	4	3	4	3	3	3	4	4	2	4	57
23	Drs. Supriyanto	4	2	3	4	3	3	1	4	4	3	4	4	4	2	4	4	3	4	60
24	Dyah Sugiharti, S. Pd	4	4	3	3	2	2	3	4	4	2	4	3	4	2	4	3	4	4	59
25	Eko Joko Wibawanto	4	4	4	4	4	4	3	3	4	3	4	4	4	3	3	3	2	3	63
26	Ely Sugiansih	4	4	2	3	3	4	2	4	2	4	3	4	4	2	4	3	4	2	58
27	Endang Noor Suprpti, S.Pd	4	3	3	3	3	4	3	3	4	3	4	4	4	3	4	4	3	3	62
28	Endang Sulistiyanti, S.Pd	3	3	3	2	3	3	3	2	2	2	2	4	4	4	4	3	3	1	51
29	Eny Herawati, S.Pd.	3	3	4	3	2	3	4	3	2	3	4	4	3	4	4	4	4	4	61
30	Esti Indah Fajarwati	3	3	4	4	4	3	4	4	3	4	4	4	3	2	4	4	4	4	65
31	Hamdi Rosandi	3	4	3	4	4	2	4	3	4	3	4	4	3	3	4	4	2	2	60
32	Hidayat Atik Praktikto	3	4	3	4	4	3	3	4	4	4	4	4	3	3	4	2	2	2	60
33	Ibnu Isyanto	3	3	3	3	3	3	3	3	4	4	4	3	1	4	3	3	3	4	57
34	Ika Pramanto, S.E	3	3	3	4	4	4	3	4	2	4	4	4	4	3	3	3	3	3	61
35	Irin Suberdiani, S.Pd	4	4	4	4	2	4	2	2	2	3	4	3	3	2	3	2	2	2	52
36	Isnaini Arins Khasbana	3	3	2	3	3	3	3	4	3	4	4	3	3	3	3	2	3	3	55
37	Joko Wibowo	3	2	3	2	4	4	2	4	4	4	4	3	3	3	3	3	4	3	58
38	Juliana Trihasuti, S.Pd.Ek	3	4	4	4	3	4	4	4	4	4	3	4	4	4	4	4	4	4	69
39	Kamilah	4	4	4	4	4	3	4	3	4	4	3	4	4	4	4	2	4	4	67
40	Kusnaedi	3	4	4	4	4	4	4	3	3	4	4	3	4	4	3	3	4	4	66
41	Laela Rachmah, Se	4	4	4	2	2	4	4	3	2	2	4	2	4	2	2	2	2	1	50
42	Lina Haryanti, S.Pd	4	4	4	4	3	3	3	4	3	4	4	4	2	2	3	2	4	2	59
43	Lita Okvita	3	3	4	3	3	3	4	4	3	4	4	2	1	4	4	4	2	2	57
44	Lusy Mukhtianarti	4	4	3	4	4	2	4	2	4	4	3	2	4	4	3	4	3	4	62
45	Mafrukha, S.Pd.	2	4	3	2	4	4	4	4	3	3	4	4	4	4	4	2	4	4	63
46	Makmuroh, S.Pd.	3	4	4	2	4	3	4	4	4	3	4	2	3	4	1	2	2	2	55
47	Mbjeng Bremma	3	4	3	2	4	3	4	4	3	4	3	3	1	4	2	2	2	2	53
48	Moh Mungkas Iswandi	3	4	3	4	4	4	4	4	4	4	4	3	3	2	3	3	3	3	62
49	Mohamad Tarjono	4	4	3	4	4	3	4	4	3	4	4	4	3	3	4	3	3	2	63
50	Muhafidhoh, S.Pd.	4	2	4	3	4	2	4	2	4	2	4	4	4	2	4	4	2	2	57

NO	Nama Guru	Nomor Butir																		ΣY
		1	2	3	4	5	6	7	8	9	10	11	12	13	14	15	16	17	18	
51	Muhson, S.Pd.	4	2	2	4	4	4	2	4	4	2	4	2	4	2	3	2	4	2	55
52	Murtiyati, S.Pd	3	2	3	4	2	4	3	2	4	4	2	4	4	4	2	4	2	3	56
53	Musyarofah, S.Pd.	2	4	3	4	3	2	3	2	3	4	3	3	4	4	3	3	2	4	56
54	Niyanto	4	3	4	4	4	2	4	3	3	4	3	3	3	4	3	4	3	3	61
55	Nuning Wijarti, S.Pd	4	4	4	4	4	4	2	2	3	2	4	4	2	2	2	4	2	4	57
56	Nurkhotimah, S.Pd	3	4	4	3	2	4	2	4	3	2	4	2	4	2	2	4	2	3	54
57	Olcia Tri Haryanti, S.Pd.Pkn	3	4	4	2	3	4	2	2	4	3	4	2	4	2	4	2	4	2	55
58	Patimah	3	3	4	3	2	4	3	3	3	4	3	4	3	3	4	3	3	3	58
59	Pujiyanti	4	2	4	2	2	1	2	2	2	2	2	4	3	2	2	2	4	3	45
60	Rina Mulati, S.Pd	4	4	4	4	4	4	3	2	3	4	4	2	4	3	1	2	4	1	57
61	Rochman Witono	4	2	4	4	2	2	4	2	3	2	4	4	2	4	4	2	4	3	56
62	Roisah	2	4	2	4	2	4	2	4	2	4	2	4	2	4	2	4	3	1	52
63	Rusyanto, S.Pd	4	4	4	4	2	4	2	2	4	3	4	4	4	4	4	4	3	3	63
64	Samsudin	4	3	4	4	4	3	3	3	4	3	3	4	3	4	3	3	4	3	62
65	Setyo Budi Kahono Widodo	2	3	3	2	3	3	2	2	1	2	4	2	4	2	2	2	2	2	43
66	Sistyawan, S.Pd	3	3	2	4	2	4	2	4	3	2	3	2	3	3	2	4	2	3	51
67	Siti Aisyah, S.Pd.	4	2	4	4	3	3	4	3	4	4	3	3	4	3	4	2	2	2	58
68	Siti Khodijah	4	4	4	4	2	4	2	4	4	2	3	4	2	4	4	2	3	1	57
69	Siti Nurkhatyati, S.Pd.	4	3	2	4	2	4	3	4	2	4	4	2	4	3	4	2	4	1	56
70	Slamet Condro Mulyono, S.Pd	2	3	2	2	4	2	3	2	4	2	4	2	4	3	2	3	3	4	51
71	Slamet Riyanto	3	2	3	3	2	3	2	3	2	4	4	3	4	4	3	3	4	3	55
72	Slamet, S.Pd	3	4	2	2	3	4	1	3	2	4	2	3	3	3	2	4	4	3	52
73	Sri Hartatik, S.Pd	4	3	3	3	3	3	3	3	3	3	2	3	3	3	2	1	2	3	50
74	Sri Muryati, S.Pd	3	3	1	2	4	3	3	4	3	4	3	3	4	3	3	1	2	2	51
75	Sri Sulastri	3	1	3	1	2	2	2	4	3	1	2	1	4	2	1	4	3	3	42
76	Sri Wahyuningsih, S.Pd.	2	3	4	1	3	2	4	2	3	3	2	4	4	4	3	3	4	3	54
77	Sri Widyastuti	3	4	4	4	4	3	4	4	4	4	3	4	4	4	4	4	4	4	69
78	Sriwati Handayani	2	4	3	3	4	3	4	3	3	4	3	2	2	4	2	2	4	4	56
79	Sugiro Purnomo	2	4	4	4	4	3	3	4	3	3	4	2	4	2	2	2	2	3	55
80	Suharti	4	4	4	4	4	4	3	4	4	3	4	2	4	3	3	4	3	4	65
81	Suhendro	2	4	4	4	4	2	2	4	4	3	2	4	1	3	3	4	2	3	55
82	Sukandar	2	4	4	2	2	2	2	2	3	3	4	4	4	3	2	2	2	2	49
83	Suroso, M.Pd.	3	3	3	3	3	3	4	3	4	4	3	4	4	3	3	2	2	1	55
84	Susharnani, S.Pd	3	2	3	2	3	3	4	2	3	2	4	3	3	3	3	3	2	3	51
85	Susilowati	2	2	2	2	3	2	2	2	2	4	3	2	2	4	4	4	4	3	49
86	Tanari	3	3	4	3	3	3	2	2	1	3	3	2	2	4	2	4	4	4	52
87	Tarjono	3	2	4	3	3	3	3	2	3	3	3	3	3	4	4	4	4	4	58
88	Tasari	4	4	4	4	4	4	4	4	3	4	1	4	1	1	3	2	1	2	54
89	Tasripin	4	2	4	4	4	2	4	4	4	4	3	4	3	3	3	3	2	60	
90	Tedy Supriyono	2	2	4	2	4	2	4	4	4	4	4	3	2	4	2	4	2	4	57
91	Tika Mei Ilmawati	4	4	3	4	4	2	4	4	4	4	4	4	4	4	4	4	4	4	69
92	Titin Kartini, S.Pd.	4	4	2	4	4	4	4	4	4	4	3	4	4	4	4	4	4	4	69
93	Triwijatnarso	2	2	2	3	2	2	2	2	2	4	2	3	3	4	1	2	2	4	44
94	Uji Nurwidobening	2	2	4	4	2	4	4	2	4	4	4	4	4	2	4	4	2	2	58
95	Wagiyono, S.Pd	4	4	4	4	2	2	2	2	2	4	4	4	4	4	4	4	4	4	62
96	Wahuri	4	4	4	4	2	2	4	1	3	2	4	4	3	3	4	2	3	3	56
97	Wartini	4	4	2	2	2	2	2	3	3	4	4	4	3	2	2	2	2	4	51
98	Wiwit Dyan Pramesti	4	3	3	3	2	2	1	3	3	2	2	4	2	1	4	1	1	4	45
99	Yuni Wasin Listiyanto Nugroho,	4	3	3	3	3	2	3	3	3	3	3	4	4	4	4	4	2	2	57
100	Yus Ardi Apriyanto, S.Pd.	3	4	4	3	3	4	3	2	3	2	3	3	3	2	4	4	4	4	58

HASIL PENELITIAN VARIABEL KOMPETENSI PEDAGOGIK GURU "Y"

NO	Nama Guru	Nomor Butir																			
		1	2	3	4	5	6	7	8	9	10	11	12	13	14	15	16	17	18	19	20
1	Abdul Hgofir	3	4	4	2	3	4	4	3	4	4	4	4	4	3	4	4	4	2	4	3
2	Achmad Zaeni, S.Pd Ekop	3	4	3	3	2	2	3	4	2	4	2	3	2	4	2	4	3	3	2	4
3	Agus Santoso, S.Pd	4	4	3	4	3	4	3	4	2	4	3	2	4	2	4	2	4	2	3	4
4	Agus Slamet	3	3	2	4	3	4	4	2	4	3	3	4	3	4	3	2	3	3	2	3
5	Amin Faizah	4	2	4	2	4	4	4	4	2	3	2	4	2	4	4	2	2	3	3	2
6	Anik Hidayati, S.Pd.	3	1	3	4	3	2	2	4	3	4	1	4	4	3	4	2	2	3	4	1
7	Bagus Tri Asmara, S.Pd.	3	3	4	2	4	3	3	2	3	3	3	4	4	4	4	4	2	4	3	4
8	Budielni	2	3	3	3	3	2	2	2	3	2	3	4	2	4	2	4	3	4	2	4
9	Cahyaningsih Wijayanti, S.Pd	3	2	2	2	2	2	2	2	3	3	2	3	2	4	3	2	4	3	4	3
10	Candra Mulyastuti	3	2	3	3	3	4	4	4	4	4	3	4	2	3	4	4	3	4	4	4
11	Catur Marlina	2	2	2	3	1	2	1	3	3	2	1	3	2	2	2	2	4	4	2	2
12	Deni Merianto, S.Pd.	3	3	4	3	3	2	4	3	3	4	2	3	3	1	4	1	2	2	3	1
13	Dian Sri Asmiyati, S.Pd.	3	4	2	3	3	2	3	3	3	3	3	4	3	3	3	3	4	4	3	2
14	Dra. Eri Yuliyanti	4	3	2	2	4	3	2	4	2	2	3	4	4	2	3	4	3	4	2	3
15	Dra. Lutfiah	4	3	4	4	3	4	3	3	3	3	3	3	2	3	3	2	3	3	3	4
16	Dra. Ratna Rosma Dewi	1	3	1	2	1	2	3	3	2	2	3	3	2	3	2	1	2	2	1	1
17	Dra. Sri Suswati	4	3	2	2	4	4	2	3	3	3	4	2	4	2	1	3	3	2	3	4
18	Drs Nasripin	3	3	3	2	4	2	3	2	4	4	2	2	3	3	3	3	3	3	4	3
19	Drs. Mulyono	3	4	2	4	3	4	3	4	4	4	4	4	3	3	3	3	4	4	2	3
20	Drs. Setiawan Eko Nugroho	4	4	4	4	4	4	4	4	4	4	4	4	4	4	4	4	3	4	4	2
21	Drs. Soleh Hm	3	4	4	3	3	3	2	2	3	2	4	4	2	3	4	4	3	4	4	3
22	Dra. Sudarna	3	4	3	3	3	3	4	2	2	3	4	2	3	2	3	4	4	4	2	2
23	Dra. Supriyanto	2	4	4	3	4	2	2	2	2	3	2	3	2	3	4	2	2	2	4	3
24	Dyah Sugiharti, S. Pd	2	3	1	4	2	3	4	3	3	1	3	4	2	4	4	4	2	4	4	2
25	Eko Joko Wibawanto	4	2	1	4	4	3	3	2	2	2	4	2	4	3	4	3	3	2	2	2
26	Ely Sugiansah	4	3	4	4	4	3	4	2	4	3	3	3	3	3	4	3	3	4	3	4
27	Endang Noor Suprpti, S.Pd	3	2	2	4	4	2	3	3	4	2	3	3	4	3	4	3	2	4	3	3
28	Endang Sulistyanti, S.Pd	3	3	3	4	3	3	3	3	4	3	4	4	2	4	2	4	3	3	2	4
29	Ery Herawati, S.Pd.	3	2	3	3	3	3	2	3	3	3	2	3	2	2	2	3	4	2	2	3
30	Esti Indah Fajarwati	3	3	3	3	3	4	3	2	3	2	2	2	3	3	3	2	3	4	3	2
31	Handi Rosandi	3	3	2	3	3	2	4	4	3	4	4	3	3	3	3	3	4	4	2	2
32	Hidayat Atik Praktikto	3	3	2	3	2	3	4	4	2	3	2	2	4	3	2	2	2	3	2	2
33	Ibnu Isyanto	4	4	4	4	4	4	4	3	4	4	2	3	4	4	2	4	4	4	2	4
34	Ika Prananto, S.E	4	4	3	3	3	3	3	4	4	4	3	4	4	4	4	4	4	3	3	4
35	Irin Suherdiani, S.Pd	4	4	3	3	3	3	4	2	2	4	4	3	4	3	4	4	3	2	3	3
36	Isnani Arina Khasbana	3	3	3	4	4	4	2	4	4	4	2	4	4	2	3	2	4	3	4	2
37	Joko Wibowo	3	3	2	3	3	2	3	4	4	4	4	4	4	4	3	3	3	3	4	2
38	Juliana Trihastuti, S.Pd.Ek	4	4	4	3	2	3	4	4	4	4	4	4	4	4	4	4	4	4	4	3
39	Karulah	3	4	2	3	3	4	3	4	4	3	4	4	4	4	3	2	2	2	2	3
40	Kusnaedi	3	4	3	2	4	4	4	2	3	4	3	4	2	4	2	2	4	2	2	3
41	Laela Rachmah, Se	4	2	2	2	3	2	3	2	4	4	2	4	3	4	3	2	2	2	2	3
42	Lina Haryanti, S.Pd	3	4	3	3	1	3	2	2	3	3	4	3	4	2	4	2	4	2	2	2
43	Lita Okvita	3	3	4	4	4	4	4	4	2	4	4	3	4	2	2	3	3	2	2	3
44	Lusy Mukhtianarti	4	4	4	4	3	3	2	3	1	4	3	3	2	3	4	2	2	3	1	3
45	Mafrukha, S.Pd.	3	4	4	3	3	3	3	4	2	4	2	4	2	4	3	4	2	1	1	3
46	Makmurroh, S.Pd.	3	4	3	3	3	2	2	4	3	3	3	3	2	2	4	4	4	4	4	3
47	Mbjeng Bremana Miftahkngama, S.Pd	4	2	2	4	4	3	3	3	4	2	4	2	4	4	4	4	4	4	4	4
48	Moh Mungkas Iswandi	3	3	2	4	4	3	3	3	3	4	4	4	4	4	4	4	4	4	2	4
49	Mohamad Tarjono	4	2	3	3	2	2	2	2	2	2	2	2	4	3	3	2	3	3	2	3
50	Muhafidhoh, S.Pd.	4	3	2	4	4	4	3	2	4	3	3	2	1	2	2	2	4	2	2	2
51	Muhson, S.Pd.	2	3	3	3	3	2	3	1	3	4	3	2	3	3	2	3	2	1	2	3

NO	Nama Guru	Nomor Butir																			
		1	2	3	4	5	6	7	8	9	10	11	12	13	14	15	16	17	18	19	20
52	Murtiyati, S.Pd	3	2	2	2	2	2	2	2	2	1	2	1	2	2	2	4	2	2	2	3
53	Musyarafah, S.Pd.	3	2	2	3	3	4	3	2	3	2	3	2	2	1	2	2	2	4	3	3
54	Niyanto	2	3	3	2	3	2	3	3	3	2	3	2	3	4	3	3	2	1	3	1
55	Nuning Wijarti, S.Pd	4	3	4	4	4	2	4	4	4	4	4	4	4	4	3	4	2	4	3	3
56	Nurkhoneidah, S.Pd	2	1	2	3	3	2	3	1	3	1	3	2	1	3	3	3	2	2	1	1
57	Okvia Tri Haryanti, S.Pd.Pkn	2	1	2	2	4	3	3	1	4	2	3	1	3	1	3	2	3	2	2	4
58	Patimah	2	3	2	1	3	4	3	2	3	1	1	3	2	2	3	1	2	3	2	3
59	Pujiyanti	3	3	3	2	3	3	3	3	2	2	4	3	4	3	4	4	4	4	4	4
60	Rina Mulati, S.Pd	2	3	2	2	2	2	3	4	1	3	2	2	4	1	3	2	1	3	3	3
61	Rochman Witono	3	1	1	2	4	2	3	3	2	3	2	2	3	3	3	2	3	1	3	1
62	Roisah	3	4	2	4	3	4	3	3	3	3	4	4	3	3	3	3	4	4	4	3
63	Rusyanto, S.Pd	4	3	2	4	4	4	3	4	4	3	3	3	3	2	2	4	4	1	4	2
64	Samsudin	4	3	4	2	3	2	3	1	3	1	1	3	2	3	3	2	2	3	1	3
65	Setyo Budi Kahono Widodo	1	3	1	2	1	1	1	3	1	2	1	3	2	1	2	1	2	2	2	2
66	Sistawan, S.Pd	3	1	3	3	1	1	2	4	1	1	1	2	1	1	1	3	2	1	3	3
67	Siti Aisyah, S.Pd.	4	4	4	2	4	4	3	2	4	1	3	3	3	1	3	1	3	3	1	3
68	Siti Khodijah	4	3	4	4	4	4	4	4	3	4	1	2	4	4	3	4	3	4	4	4
69	Siti Nurkhaiyati, S.Pd.	4	2	2	2	3	3	3	3	4	3	4	2	4	3	4	4	2	4	3	2
70	Slamet Condro Mulyono, S.Pd	4	4	4	4	4	4	4	4	4	4	4	4	4	4	3	2	4	4	4	2
71	Slamet Riyanto	3	3	3	1	2	3	1	3	1	2	3	1	3	2	3	1	4	1	2	4
72	Slamet, S.Pd	4	4	3	3	1	3	3	2	4	2	2	3	2	2	4	1	4	1	4	1
73	Sri Hartatik, S.Pd	3	3	3	3	2	2	1	4	2	3	1	3	2	4	3	1	4	2	4	2
74	Sri Muryati, S.Pd	2	2	4	1	4	1	4	4	3	3	4	2	4	4	2	3	4	4	4	4
75	Sri Sulastri	1	2	3	1	1	1	1	2	2	1	3	1	3	1	3	3	1	2	1	3
76	Sri Wahyuningsih, S.Pd.	3	2	4	3	1	3	1	3	3	1	1	3	2	1	2	3	3	1	2	2
77	Sri Widayastuti	4	2	4	4	4	4	4	4	4	4	4	4	4	4	4	4	4	4	4	4
78	Sriwati Handayani	4	4	4	2	4	2	2	4	4	3	1	2	2	2	2	1	3	4	2	1
79	Sugiro Purnomo	3	4	2	2	4	2	2	4	2	4	2	2	2	4	3	2	3	1	3	2
80	Suharti	3	1	1	3	1	2	1	2	1	1	2	2	2	1	2	3	1	1	3	4
81	Subendro	3	2	3	2	2	4	2	2	4	2	4	2	2	4	2	4	3	3	3	2
82	Sukandar	2	2	1	3	2	2	2	2	4	1	2	3	1	2	2	2	2	1	2	2
83	Suroso, M.Pd.	1	3	4	2	2	2	2	2	3	1	3	1	1	2	1	2	2	2	2	1
84	Susharnani, S.Pd	2	4	2	4	2	3	4	2	4	2	4	3	3	2	2	3	4	2	3	2
85	Susilowati	4	3	4	4	2	4	2	4	2	4	4	3	2	3	2	4	3	4	3	4
86	Tanari	4	3	4	3	3	4	2	3	2	4	2	4	3	2	2	4	2	4	2	4
87	Tarjono	3	2	3	4	2	4	3	3	3	2	3	4	4	2	2	3	3	2	4	3
88	Tasari	4	4	3	4	2	3	3	2	4	2	3	4	2	2	2	3	2	4	2	4
89	Tasripin	3	2	2	2	4	2	2	3	2	2	4	2	2	2	2	4	2	4	2	2
90	Tedy Supriyono	2	3	4	2	2	3	4	4	2	2	4	2	2	3	4	2	4	3	2	3
91	Tika Mei Ilmawati	3	4	4	4	3	4	4	4	4	4	4	3	4	4	4	4	4	3	4	3
92	Titin Kartini, S.Pd.	4	4	4	2	4	2	4	2	4	3	3	2	3	3	4	2	4	2	4	4
93	Triwijatanarso	4	4	4	4	3	2	4	4	3	3	2	2	4	2	2	4	3	2	4	3
94	Uji Nurwidiobening	3	4	4	3	4	2	2	4	3	3	3	3	2	4	2	4	2	4	2	4
95	Wagiyono, S.Pd	4	2	4	3	2	4	4	2	4	2	3	4	4	3	3	4	3	2	3	4
96	Wahuri	3	4	3	2	4	3	3	2	3	4	4	2	2	3	2	3	4	3	4	2
97	Wartini	4	4	4	4	2	3	4	4	3	2	2	2	2	3	3	3	2	3	2	3
98	Wiwit Dyan Pramesti	3	3	2	4	3	2	2	4	3	2	4	2	2	3	2	3	2	2	4	2
99	Yuni Wasis Listiyanto Nugroho, S.Pd.	4	4	4	4	4	4	4	4	4	4	4	2	2	2	4	2	2	1	3	4
100	Yus Ardi Apriyanto, S.Pd.	4	4	4	4	4	4	4	4	4	3	3	2	2	3	2	3	3	4	4	2

HASIL PENELITIAN VARIABEL KOMPETENSI PEDAGOGIK GURU "Y"

NO	Nomor Butir																								ΣY
	21	22	23	24	25	26	27	28	29	30	31	32	33	34	35	36	37	38	39	40	41	42	43	44	
1	4	4	4	4	3	3	4	4	4	4	4	4	4	3	2	4	4	2	4	3	4	2	4	4	157
2	3	3	4	2	3	3	4	3	4	2	3	4	2	2	3	4	2	3	3	4	4	3	2	4	133
3	4	3	4	4	3	4	2	4	2	4	3	2	4	4	4	3	2	2	2	4	3	4	3	4	143
4	4	4	2	2	2	3	3	3	2	3	2	3	2	3	2	4	3	4	3	4	3	2	3	4	132
5	4	3	3	4	4	2	3	3	2	2	2	4	3	2	3	4	3	2	3	4	4	3	3	2	133
6	4	2	3	4	3	4	4	4	2	2	4	2	2	4	2	2	4	3	4	2	4	2	4	3	131
7	3	3	4	3	2	3	4	4	2	3	4	4	2	2	4	2	4	4	4	2	4	4	3	4	144
8	4	3	4	1	1	2	3	4	3	4	2	4	4	3	2	4	4	3	2	2	4	2	2	3	127
9	4	4	1	2	3	4	3	4	3	4	3	3	2	4	2	4	2	4	3	3	2	4	2	4	127
10	4	4	4	4	4	4	4	4	4	4	4	3	3	4	2	4	3	4	2	4	2	3	4	3	154
11	2	3	4	3	2	2	2	2	2	2	3	2	2	1	2	3	2	2	2	2	2	2	3	2	99
12	4	4	2	2	4	4	3	1	3	3	1	1	2	1	1	3	2	2	2	2	2	3	3	4	113
13	4	3	4	4	3	2	4	3	4	4	3	4	2	3	3	4	2	2	3	4	4	4	2	4	140
14	4	4	2	4	2	3	4	3	4	2	3	4	4	2	3	2	4	2	2	2	3	4	2	4	133
15	3	4	4	3	3	2	4	2	4	4	4	2	4	2	4	4	2	4	2	4	3	2	4	4	141
16	1	2	2	2	1	3	2	1	1	2	2	2	1	1	2	1	2	1	2	1	2	2	1	2	79
17	2	2	4	2	3	3	4	2	3	4	2	4	2	4	2	4	2	4	2	2	4	2	4	3	128
18	4	2	3	4	3	2	4	4	2	3	4	3	2	3	4	3	2	3	2	2	4	3	3	3	131
19	2	4	3	4	3	3	3	2	4	3	4	2	3	4	2	4	2	2	4	2	2	4	2	3	139
20	4	4	4	4	4	4	4	4	2	2	4	2	2	4	4	3	3	4	3	3	4	2	3	4	158
21	3	2	3	4	3	2	2	4	4	3	2	2	2	2	2	2	4	3	3	3	3	2	3	2	129
22	2	4	2	2	3	2	3	2	3	3	4	2	2	2	2	2	2	3	4	4	3	2	2	4	124
23	3	4	2	3	2	4	1	2	3	4	3	2	2	2	2	2	4	2	1	3	2	2	3	2	115
24	4	4	2	4	4	3	4	4	2	4	3	4	4	2	4	4	3	4	4	3	4	4	2	4	143
25	2	3	4	2	3	4	2	4	2	4	4	2	2	2	2	2	4	2	3	3	2	2	3	3	122
26	4	2	3	2	2	2	2	3	2	4	2	4	4	2	4	2	2	4	3	3	3	3	4	3	137
27	4	3	2	4	3	2	3	4	4	3	2	4	4	2	3	4	2	4	3	4	3	2	3	2	135
28	4	2	4	1	2	2	2	2	3	2	2	4	4	4	4	3	4	2	3	4	3	3	2	4	134
29	4	2	4	2	3	2	3	2	3	2	2	2	4	2	4	2	3	4	3	2	3	3	3	2	119
30	4	4	2	2	3	3	3	2	2	2	4	2	4	4	4	3	2	3	3	3	2	2	3	2	124
31	2	2	4	2	3	4	2	4	2	4	2	4	2	4	2	4	2	4	4	3	2	2	2	2	130
32	2	4	2	4	2	2	3	3	4	2	3	4	2	4	2	3	4	4	3	2	2	4	3	4	125
33	4	4	4	4	3	4	4	2	4	4	4	2	4	3	4	2	4	3	4	3	4	2	4	3	155
34	4	4	4	3	4	3	4	4	4	3	4	3	4	4	2	4	4	4	2	4	2	4	4	4	158
35	4	2	4	3	4	4	3	2	3	3	3	3	3	4	2	3	3	3	3	3	2	2	3	3	137
36	2	3	3	3	4	3	4	2	3	4	2	3	4	4	2	4	3	4	4	3	4	4	4	4	145
37	4	2	4	2	2	2	4	3	3	4	3	2	2	4	3	1	4	2	3	3	3	2	2	2	131
38	3	4	3	4	3	4	4	4	4	4	2	4	4	3	4	4	4	4	3	4	2	4	4	4	162
39	4	4	4	3	4	2	2	3	4	3	4	2	2	2	3	2	2	4	4	2	4	2	4	4	137
40	3	3	4	3	3	3	2	4	3	2	4	2	3	2	4	2	4	4	3	2	4	1	4	3	133
41	2	3	3	2	4	2	3	2	2	4	4	2	2	4	4	2	4	3	4	4	4	4	4	2	129
42	4	2	2	4	3	2	2	4	2	2	2	4	2	3	3	3	3	3	2	2	2	4	4	4	124
43	2	3	2	3	4	2	4	2	4	2	2	2	4	4	4	3	3	3	3	3	3	3	3	3	135
44	2	4	3	2	2	2	2	4	2	2	1	4	2	2	2	2	2	2	1	2	1	3	1	2	110
45	4	4	2	2	2	2	2	1	3	3	4	2	2	2	2	2	2	2	2	2	2	2	2	4	116
46	2	2	4	3	3	4	2	4	2	4	2	2	3	3	3	4	2	3	2	3	3	2	2	3	130
47	3	4	4	4	4	4	4	3	3	4	2	2	3	2	3	4	3	4	3	4	2	3	3	4	148
48	3	4	3	3	4	2	3	4	2	2	4	3	4	2	2	4	3	4	3	4	2	3	4	3	145
49	2	2	2	2	3	2	2	2	2	4	2	2	2	4	2	3	2	2	4	3	2	2	2	4	110
50	2	1	2	2	2	2	1	1	2	2	2	2	3	3	2	2	1	1	2	2	3	2	1	2	100
51	3	3	2	3	2	2	2	3	2	2	3	4	4	3	2	2	1	2	2	3	2	3	3	1	110

NO	Nomor Butir																				IV				
	21	22	23	24	25	26	27	28	29	30	31	32	33	34	35	36	37	38	39	40		41	42	43	44
52	2	2	3	3	2	4	3	2	2	4	3	2	2	3	4	2	4	2	1	4	1	2	2	1	102
53	2	3	2	3	2	2	4	2	2	3	4	2	4	4	2	1	2	2	2	2	1	1	3	3	109
54	3	3	1	2	4	3	4	1	4	2	2	2	2	2	2	2	2	2	4	1	3	1	3	2	108
55	4	3	2	4	2	4	2	3	2	4	2	2	4	3	4	3	2	4	4	2	4	3	4	4	147
56	2	3	2	1	1	2	4	2	3	3	2	4	2	2	2	2	2	2	4	1	2	3	3	3	99
57	2	2	3	4	2	4	2	1	3	4	3	3	3	2	2	3	4	3	2	3	2	3	3	3	114
58	4	3	2	4	4	4	2	2	4	2	1	2	3	2	3	2	4	2	3	1	3	3	4	4	114
59	3	4	3	4	4	2	4	2	4	4	3	4	4	4	3	3	4	4	4	3	4	3	4	4	150
60	2	3	1	4	2	2	2	4	4	1	2	2	4	2	2	1	2	2	4	3	1	3	1	3	105
61	3	3	4	2	2	2	2	3	2	3	2	2	3	2	4	2	2	2	4	1	3	3	3	3	109
62	2	2	2	4	4	2	4	3	4	3	2	4	1	2	4	4	2	2	2	4	2	4	4	4	138
63	2	4	4	4	2	3	4	2	4	1	4	2	3	4	3	4	3	3	3	3	3	4	3	4	139
64	2	3	3	2	1	3	2	1	2	2	1	2	1	2	3	3	1	2	1	3	1	1	3	3	97
65	2	1	1	1	4	1	1	2	3	1	2	1	1	2	3	2	2	2	1	2	3	3	3	3	81
66	2	1	2	1	1	1	2	2	1	3	3	1	4	1	1	3	2	1	3	1	3	2	2	1	82
67	1	1	3	3	3	1	3	3	2	1	3	2	1	3	3	1	3	2	1	3	2	4	3	2	110
68	2	4	4	4	4	4	4	2	4	4	2	4	4	4	2	4	4	4	2	3	3	2	3	2	150
69	4	4	4	2	2	4	2	2	4	2	4	2	2	3	3	2	3	1	3	3	4	3	4	4	132
70	4	4	4	2	4	4	4	4	4	2	4	4	4	3	2	3	2	2	4	4	2	2	2	4	153
71	2	2	4	1	4	2	2	2	2	2	2	4	1	2	3	1	3	3	2	3	2	3	4	4	106
72	4	2	4	2	3	2	3	3	1	1	3	2	3	2	3	1	3	3	2	3	3	3	4	4	117
73	1	4	2	3	2	2	2	3	3	2	2	3	2	3	2	3	1	4	4	1	2	3	3	4	113
74	4	4	4	4	4	2	2	4	4	4	4	4	4	2	4	4	4	4	4	2	3	4	4	4	150
75	1	3	1	2	1	3	1	3	2	1	1	1	1	2	1	3	1	1	1	1	1	1	1	2	72
76	3	1	1	3	2	2	2	1	3	3	3	2	1	2	4	2	3	2	1	3	3	3	3	2	99
77	3	3	3	3	2	4	2	4	4	4	4	4	4	4	4	4	4	3	4	4	2	4	4	4	163
78	2	1	2	3	3	3	1	2	2	3	3	1	3	3	3	1	1	3	2	1	1	3	2	1	103
79	2	3	4	2	2	3	3	2	4	3	1	3	3	2	1	3	3	2	3	3	2	3	2	4	116
80	1	1	2	2	1	2	2	3	2	2	2	3	1	3	2	1	3	2	1	2	2	3	3	2	85
81	3	3	2	3	2	3	4	3	2	3	4	2	2	4	4	2	3	3	4	1	3	2	3	2	122
82	3	3	3	1	2	1	1	2	3	1	1	2	2	3	2	2	2	2	4	1	1	3	1	2	88
83	2	2	2	1	3	3	1	3	3	2	1	1	3	3	3	1	2	3	2	2	1	3	3	1	90
84	3	3	2	2	3	2	2	3	2	2	3	4	2	1	2	2	3	2	3	4	2	2	3	4	118
85	2	2	3	3	4	3	2	4	4	4	3	3	3	3	3	3	4	3	4	4	4	4	2	3	142
86	4	2	2	3	3	2	4	2	2	3	3	3	2	2	3	2	3	3	2	3	2	3	2	4	125
87	3	2	4	2	2	4	3	4	2	4	3	2	4	2	2	3	4	2	3	2	2	4	2	2	126
88	2	3	4	3	2	2	2	4	2	2	3	3	3	3	2	3	4	3	2	3	3	2	2	4	125
89	3	2	4	3	3	4	3	4	2	2	3	3	3	2	4	2	3	3	2	3	2	3	2	2	117
90	4	2	4	3	4	2	4	4	4	3	3	4	4	3	3	3	3	3	4	3	3	3	3	3	136
91	4	2	4	4	2	4	2	4	2	4	3	2	3	3	3	2	4	3	3	3	2	3	2	2	145
92	2	2	3	3	3	3	4	4	4	2	3	2	3	2	3	2	3	3	3	2	3	3	3	3	132
93	2	3	3	4	2	3	4	2	2	3	2	3	3	3	2	4	3	2	2	4	4	4	3	3	133
94	3	4	3	2	3	3	4	4	3	4	4	4	4	4	4	4	3	3	3	4	3	3	4	4	146
95	4	2	3	4	4	4	4	3	4	3	4	3	4	4	4	4	4	4	4	4	4	4	3	3	152
96	4	2	4	4	4	2	2	2	3	2	4	3	3	3	3	3	2	1	4	2	3	3	4	4	151
97	4	4	4	2	4	3	3	1	4	3	2	3	2	3	2	3	2	3	2	3	3	1	2	4	126
98	4	2	2	2	1	4	2	4	2	3	2	2	3	3	2	3	2	3	2	2	3	2	3	4	116
99	2	2	2	4	2	1	2	3	3	4	2	3	2	2	2	2	2	1	3	1	3	1	1	2	118
100	2	2	4	4	2	2	4	4	2	3	3	3	2	2	3	4	4	2	3	3	3	1	4	4	137

Descriptives

Descriptive Statistics

	N	Range	Minimum	Maximum	Sum	Mean	Std. Deviation
Partisipasi MGMP "X1"	100	29	41	70	5634	56.34	5.545
Supervisi Akademik "X2"	100	25	45	70	5609	56.09	5.747
Budaya Organisasi Sekolah "X3"	100	27	42	69	5707	57.07	5.850
Kompetensi Pedagogik Guru "Y"	100	91	72	163	12570	125.70	19.705
Valid N (listwise)	100						

NPART TESTS

/K-S (NORMAL) =X1 X2 X3 Y

/MISSING ANALYSIS.

NPar Tests

One-Sample Kolmogorov-Smirnov Test

		Partisipasi MGMP "X1"	Supervisi Akademik "X2"	Budaya Organisasi Sekolah "X3"	Kompetensi Pedagogik Guru "Y"
N		100	100	100	100
Normal Parameters ^{a,b}	Mean	56.34	56.09	57.07	125.70
	Std. Deviation	5.545	5.747	5.850	19.705
Most Extreme Differences	Absolute	.080	.073	.082	.086
	Positive	.080	.066	.060	.035
	Negative	-.066	-.073	-.082	-.086
Test Statistic		.080	.073	.082	.086
Asymp. Sig. (2-tailed)		.111 ^c	.200 ^{c,d}	.096 ^c	.068 ^c

a. Test distribution is Normal.

b. Calculated from data.

c. Lilliefors Significance Correction.

d. This is a lower bound of the true significance.

Regression

Variables Entered/Removed^a

Model	Variables Entered	Variables Removed	Method
1	Budaya Organisasi Sekolah "X3", Supervisi Akademik "X2", Partisipasi ..	.	Enter

a. Dependent Variable: Kompetensi Pedagogik Guru "Y"

b. All requested variables entered.

Model Summary^b

Model	R	R Square	Adjusted R Square	Std. Error of the Estimate	Durbin-Watson
1	.397 ^a	.157	.131	18.367	1.932

a. Predictors: (Constant), Budaya Organisasi Sekolah "X3", Supervisi Akademik "X2", Partisipasi MGMP "X1"

b. Dependent Variable: Kompetensi Pedagogik Guru "Y"

ANOVA^a

Model		Sum of Squares	df	Mean Square	F	Sig.
1	Regression	6052.187	3	2017.396	5.980	.001 ^b
	Residual	32386.813	96	337.363		
	Total	38439.000	99			

a. Dependent Variable: Kompetensi Pedagogik Guru "Y"

b. Predictors: (Constant), Budaya Organisasi Sekolah "X3", Supervisi Akademik "X2", Partisipasi MGMP "X1"

Coefficients^a

Model		Unstandardized Coefficients		Standardized Coefficients	t	Sig.	Collinearity Statistics
		B	Std. Error	Beta			Tolerance
1	(Constant)	1.293	29.526		.044	.965	
	Partisipasi MGMP "X1"	.742	.343	.209	2.163	.033	.942
	Supervisi Akademik "X2"	.739	.323	.215	2.290	.024	.991
	Budaya Organisasi Sekolah "X3"	.722	.325	.214	2.222	.029	.944

Coefficients^a

Model		Collinearity Statistics
		VIF
1	(Constant)	
	Partisipasi MGMP "X1"	1.061
	Supervisi Akademik "X2"	1.009
	Budaya Organisasi Sekolah "X3"	1.059

a. Dependent Variable: Kompetensi Pedagogik Guru "Y"

Collinearity Diagnostics^a

Model	Dimension	Eigenvalue	Condition Index	(Constant)	Variance Proportions		
					Partisipasi MGMP "X1"	Supervisi Akademik "X2"	Budaya Organisasi Sekolah "X3"
1	1	3.979	1.000	.00	.00	.00	.00
	2	.011	18.944	.00	.04	.55	.31
	3	.007	23.166	.00	.77	.05	.42
	4	.003	37.090	1.00	.19	.39	.27

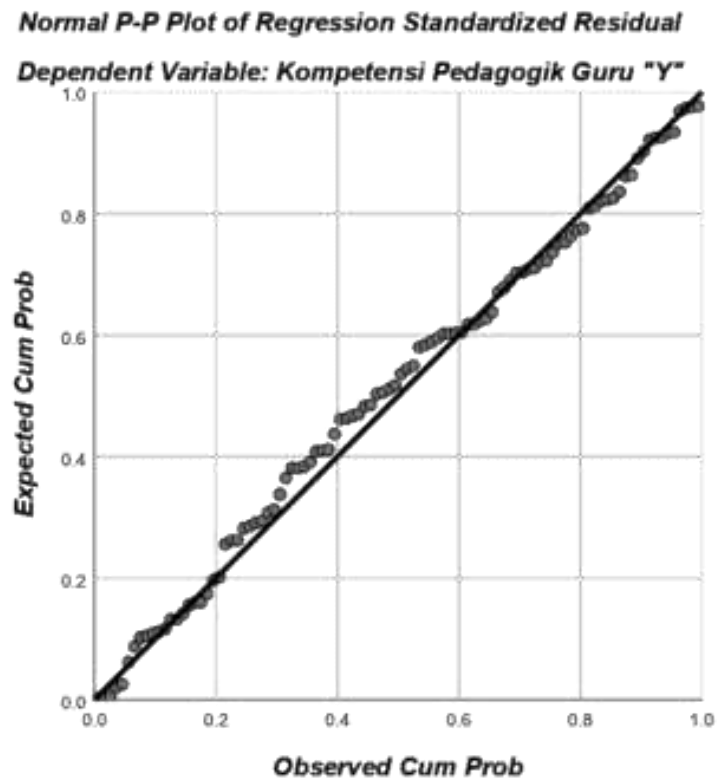
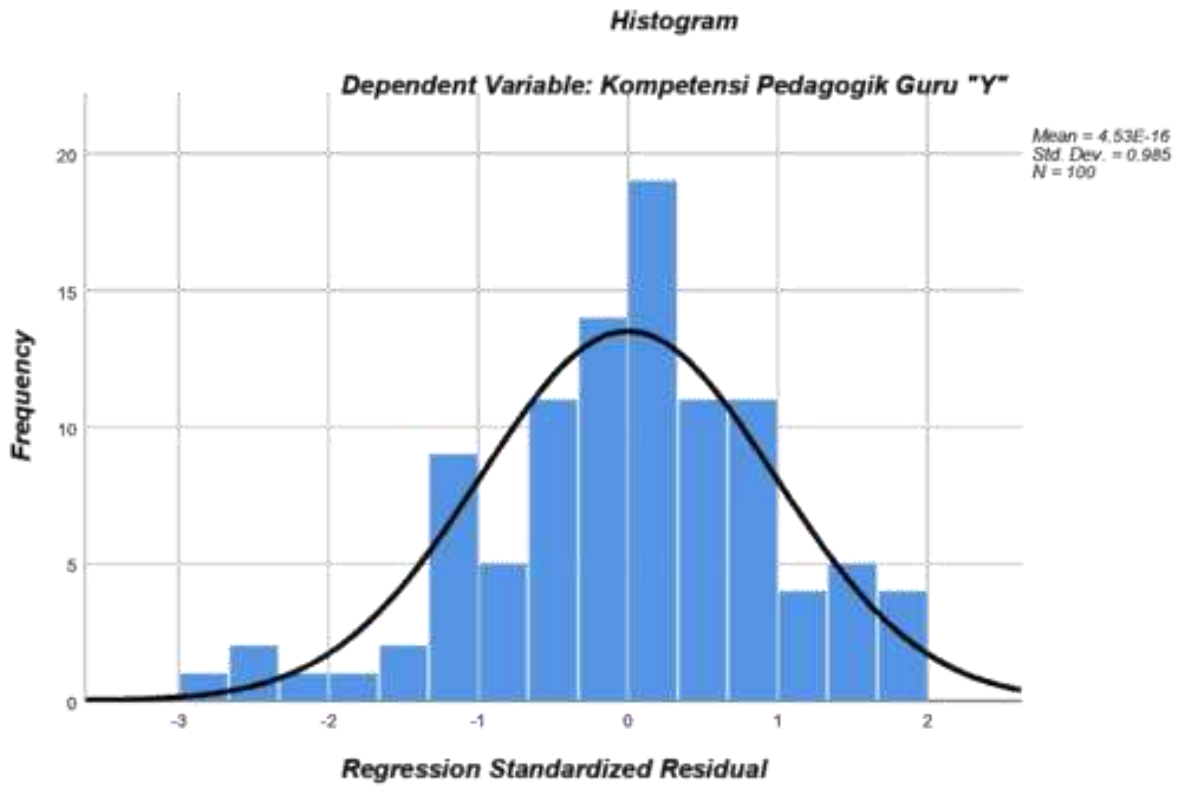
a. Dependent Variable: Kompetensi Pedagogik Guru "Y"

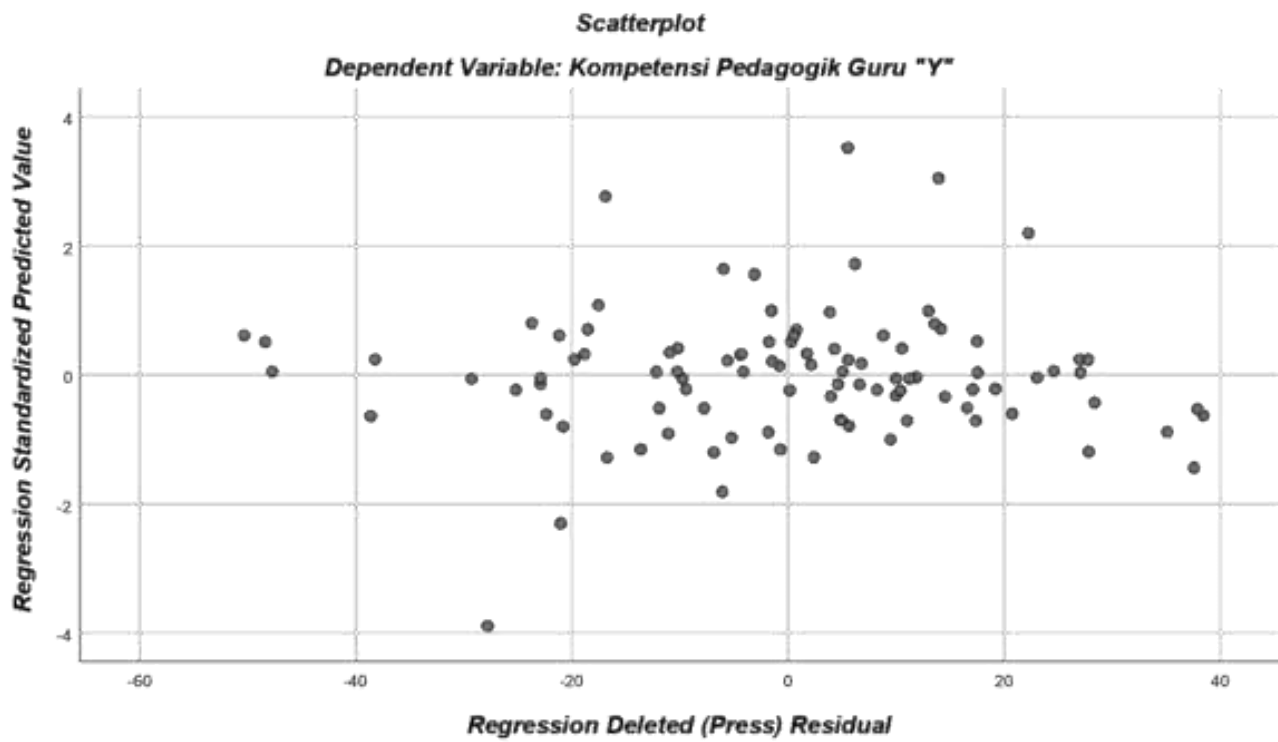
Residuals Statistics^a

	Minimum	Maximum	Mean	Std. Deviation	N
Predicted Value	95.25	153.24	125.70	7.819	100
Std. Predicted Value	-3.894	3.522	.000	1.000	100
Standard Error of Predicted Value	1.899	7.434	3.480	1.182	100
Adjusted Predicted Value	99.81	152.48	125.70	7.615	100
Residual	-49.514	36.452	.000	18.087	100
Std. Residual	-2.696	1.985	.000	.985	100
Stud. Residual	-2.719	2.031	.000	1.003	100
Deleted Residual	-50.357	38.437	-.005	18.770	100
Stud. Deleted Residual	-2.815	2.065	-.002	1.015	100
Mahal. Distance	.068	15.228	2.970	2.930	100
Cook's Distance	.000	.094	.010	.016	100
Centered Leverage Value	.001	.154	.030	.030	100

a. Dependent Variable: Kompetensi Pedagogik Guru "Y"

Charts





Lampiran 4

DOKUMENTASI PENELITIAN



Pengarahan Pengisian Kuesioner oleh Peneliti dalam Kegiatan MGMP IPS SMP Kabupaten Tegal



Pengarahan Pengisian Kuesioner oleh Peneliti dalam Kegiatan MGMP IPS SMP Kabupaten Tegal

DOKUMENTASI PENELITIAN



Pengambilan Data Melalui Kegiatan MGMP IPS SMP Kabupaten Tegal





**PEMERINTAH KABUPATEN TEGAL
DINAS PENANAMAN MODAL DAN PELAYANAN TERPADU SATU PINTU**

Alamat : Jl. A. Yani No. 51 , Telepon (0283)491301
Kode Pos 52412 SLAWI

SURAT IZIN PENELITIAN

NOMOR : 800/17/0006/2023

Berdasarkan : 1 Surat dari Badan Kesatuan Bangsa dan Politik Kabupaten Tegal Nomor **070/0891/2023** Tanggal **8 Juni 2023** perihal Rekomendasi Penelitian.

Yang bertanda tangan dibawah ini :
Nama : MOH. SOLEH, S.Sos, SH, M.Si, M.Kn
NIP : 196611051988031015
Jabatan : Kepala Dinas Penanaman Modal dan Pelayanan Terpadu Satu Pintu Kabupaten Tegal

Dengan ini menerangkan bahwa :
Nama : Titin Widiastuti
Jabatan : -
Alamat : Jl. Perkutut A.35 RT. 02 RW. 01, Slawi Kulon, Kec. Slawi, Kab. Tegal

Judul Penelitian : Analisis Pengaruh Partisipasi MGMP, Supervisi Akademik, dan Budaya Organisasi Sekolah Terhadap Kompetensi Pedagogik Guru IPS SMP Negeri di Kabupaten Tegal

Status Penelitian : Individu
Tempat / Lokasi : Dinas Pendidikan dan kebudayaan Kabupaten Tegal
Lama Penelitian : 1 Juli 2023 s/d 30 September 2023
Bidang Penelitian : Pendidikan
Penanggung Jawab : -

Demikian Surat Keterangan Penelitian dibuat untuk dipergunakan seperlunya dan peneliti wajib menyampaikan hasil penelitian kepada Bupati melalui Badan Kesatuan Bangsa dan Politik Kabupaten Tegal.

Dikeluarkan di : Slawi
Pada tanggal : 4 Agustus 2023



**KEPALA DINAS PENANAMAN MODAL DAN
PELAYANAN TERPADU SATU PINTU
KABUPATEN TEGAL**

ttd

MOH. SOLEH, S.Sos, SH, M.Si, M.Kn
Pembina Utama Muda (IV/c)
NIP. 196611051988031015

Tembusan: Kepada Yth.

1. Bupati Tegal (sebagai laporan);
2. Sekretaris Daerah Kabupaten Tegal;
3. Arsip.



YAYASAN PENDIDIKAN PANCASAKTI TEGAL
UNIVERSITAS PANCASAKTI TEGAL
PROGRAM PASCASARJANA

PROGRAM STUDI: MAGISTER HUKUM, MAGISTER MANAJEMEN, DAN MAGISTER PEDAGOGI
Sekretariat: Jl. Halmahera Km. 1 Tegal Telp.(0283) 357155
e-mail : pps.upstegal@gmail.com website : www.upstegal.ac.id

BERITA ACARA UJIAN TESIS

Telah dilaksanakan ujian Tesis terhadap mahasiswa

Nama : Titin Widiastuti
NPM : 7320800090
Program Studi : Magister Pedagogi
Judul Tesis : Analisis Pengaruh Partisipasi MGMP, Supervisi Akademik, dan Budaya Organisasi Sekolah Terhadap Kompetensi Pedagogik Guru SMP Negeri di Kabupaten Tegal

Pada:

Hari/Tanggal : Rabu, 10 Januari 2024
Waktu : 08.00 - 09.30 WIB
Tempat : Ruang Sidang Tesis

Dengan ini Tim Penguji

1. Dr. Taufiqulloh, M.Hum (Ketua)
2. Dr. Suriswo, M.Pd (Sekretaris)
3. Dr. Basukiyatno, M.Pd (Penguji 1)
4. Dr. Yoga Prihatin, M.Pd (Penguji 2)
5. Prof. Dr. Sitti Hartinah, DS, MM (Penguji 3)

Dalam ujian tersebut di atas, mahasiswa yang bersangkutan dinyatakan **Lulus/Tidak Lulus** dengan nilai 86,83 (A)

Demikianlah berita acara pelaksanaan ujian ini dibuat sebagai laporan.

Tegal, 10 Januari 2024

Tim Penguji

Ketua

Dr. Taufiqulloh, M.Hum
NIDN. 0615087802

Sekretaris

Dr. Suriswo, M.Pd
NIDN. 0616036701

Penguji 1

Dr. Basukiyatno, M.Pd
NIDN. 0616096001

Penguji 2

Dr. Yoga Prihatin, M.Pd
NIDN. 0603067403

Penguji 3

Prof. Dr. Sitti Hartinah, D.S, M.M
NIDN. 0017115401